



# 2018-2019 IUPUI BASKETBALL GAME NOTES

# IUPUI

## SCHEDULE/RESULTS

(3-2, 0-0 HORIZON)

Date	Opponent	Result/Time
Oct. 29	# Central State	W, 86-52
Nov. 6	at Xavier	L, 69-82
Nov. 10	Eastern Illinois	W, 71-65
Nov. 14	^ at Boston College	W, 76-69
Nov. 16	^ at Richmond	L, 70-78
Nov. 23	^ vs. St. Francis (NY)	W, 68-48
Nov. 24	^ vs. Grambling State	4:00 pm
Nov. 28	Bradley	7:00 pm
Dec. 1	Ball State	1:00 pm
Dec. 6	IU Kokomo	7:00 pm
Dec. 12	IU Northwest	7:00 pm
Dec. 15	Western Illinois	1:00 pm
Dec. 18	at Purdue Fort Wayne	7:00 pm
Dec. 21	at Morehead State	5:35 pm
Dec. 28	*at Northern Kentucky	7:00 pm
Dec. 30	*at Wright State	3:00 pm
Jan. 4	*at UIC	7:00 pm
Jan. 10	*Cleveland State	7:00 pm
Jan. 12	*Youngstown State	1:00 pm
Jan. 17	*at Green Bay	8:00 pm
Jan. 19	*at Milwaukee	7:00 pm
Jan. 24	*Oakland	11:00 am
Jan. 26	*Detroit Mercy	1:00 pm
Feb. 1	*Northern Kentucky	7:00 pm
Feb. 3	*Wright State	1:00 pm
Feb. 9	*UIC	1:00 pm
Feb. 14	*at Youngstown State	7:00 pm
Feb. 16	*at Cleveland State	1:00 pm
Feb. 22	*Milwaukee	7:00 pm
Feb. 24	*Green Bay	1:00 pm
Feb. 28	*at Detroit Mercy	8:00 pm
Mar. 2	*at Oakland	4:00 pm
Mar. 5-6	& HL Quarterfinals	7:00 pm
Mar. 11	& HL Semifinals	tbd
Mar. 12	& HL Championship	tbd

# denotes exhibition  
 \* denotes Horizon League games  
 ^ part of Fort Myers Tip-Off  
 (first two games on campus sites / last two at Niagara)  
 & denotes Horizon League Tournament games  
 (quarterfinals on campus sites / semis and finals in Detroit)

## MEDIA COVERAGE

**TV:** none  
**Video Stream:** purpleeagles.com  
**Audio:** none  
**Live Stats:** IUPUIJags.com  
**Twitter:** @IUPUIJaguars / @IUPUIMensBball

## MBB CONTACT

**Ed Holdaway - IUPUI Assistant AD**  
**Email:** eholdawa@iupui.edu  
**Twitter:** @EdHoldaway  
**Cell:** 317-908-2645

'03 NCAA TOURNAMENT, 2010 CBI

## IUPUI (3-2) vs. GRAMBLING STATE (3-2)

Friday, November 23, 2018 • 7:00 p.m. • Niagara, N.Y. • Gallagher Center (2,400)




## STAT BREAKDOWN

IUPUI	Grambling State
70.8	PPG 84.0
68.4	Opp. PPG 72.0
.434	FG% .521
.429	Opp. FG% .385
37.2 (+5.0)	RPG (Margin) 43.0 (+7.0)
.300	3FG% .423
.700	FT% .630
14.8 (+0.6)	TO/G (Margin) 15.6 (+3.0)
124	RPI 235

## SERIES BREAKDOWN

<b>Overall:</b>	0-0
<b>Gardner vs. Grambling State:</b>	0-0
<b>in Ruston:</b>	0-0
<b>in Indianapolis:</b>	0-0
<b>neutral:</b>	0-0
<b>Last Meeting:</b>	n/a
<b>Outcome:</b>	n/a
<b>Streak:</b>	n/a
<b>Quick Note:</b>	

## THE JAGUARS



### PROBABLE STARTERS

No.	Name	Yr.	Pos.	Ht.	Hometown	PPG	RPG	APG	FG%	3FG%	FT%
5	Camron Justice	Jr.	G	6-3	Hindman, Ky.	18.0	2.6	1.8	.386	.225	.871
22	D.J. McCall	Sr.	G	6-6	Fort Wayne, Ind.	5.4	5.4	2.6	.400	.000	.500
23	Grant Weatherford	Jr.	G	6-2	Cicero, Ind.	6.4	2.2	2.2	.571	.333	.778
24	Evan Hall	Sr.	F	6-7	Hindman, Ky.	13.0	6.3	1.0	.622	---	.375
32	Elyjah Goss	So.	F	6-7	Plainfield, Ill.	7.2	9.0	0.6	.429	.444	.615

### OFF THE BENCH

0	Jaylen Minnett	So.	G	6-1	Terre Haute, Ind.	10.0	3.0	1.6	.340	.286	1.000
2	Jakoby Kemp	So.	F	6-8	Layton, Utah	0.0	0.0	0.0	---	---	---
4	Jack Hansen	Fr.	F	6-7	Noblesville, Ind.	4.0	2.8	0.4	.412	.364	1.000
10	Nick Rogers	Jr.	G	6-1	Indianapolis, Ind.	5.8	1.4	1.2	.571	.556	.667
11	Brandon Kenyon	Fr.	F/C	6-10	Caledonia, Ontario	2.7	1.0	0.0	.333	.000	.800
15	Ahmed Ismail	Sr.	C	7-1	Cairo, Egypt	2.0	3.0	0.4	.250	---	.600
25	Trevor Johnson	Jr.	G	6-2	Flagstaff, Ariz.	---	---	---	---	---	---
55	Daniel Alston	Fr.	G	6-0	Champaign, Ill.	0.0	0.0	0.0	---	---	---

## QUICK HITTERS

- IUPUI's current 3-2 start is the program's best since 2009-10 - that team finished 25-11 overall.
- IUPUI returns just five letterwinners from a season ago and three starters in **Evan Hall**, **D.J. McCall** and **Nick Rogers**. Hall is the team's top returning scorer (7.7 ppg) and rebounder (6.1 rpg) while sophomore guard **Jaylen Minnett** is next in line at 7.1 ppg.
- The Jaguars' top three scorers from last season all departed as Aaron Brennan (12.4 ppg, 4.5 rpg) and Ron Patterson (10.3 ppg) graduated and rising senior guard T.J. Henderson (10.8 ppg) opted to transfer to NAIA Marian University.
- Head coach **Jason Gardner** enters his fifth season on the Jaguars' sidelines, boasting a 51-79 career record. He's 30-36 (.455) in league games in his four seasons and guided the Jags to The Summit League Tournament Semifinals in his third season in 2016-17.
- IUPUI is seven years removed from a winning season as current Georgia State head coach Ron Hunter guided the Jaguars to a 19-14 mark in the 2010-11 campaign.
- Four of IUPUI's newcomers this season sat out last season as part of the program and will be eligible this season. Junior guard **Camron Justice** leads that group, having transferred to IUPUI after two years at Vanderbilt. Senior center **Ahmed Ismail** has one season of eligibility remaining after coming to IUPUI from Manhattan and junior guard **Grant Weatherford** is cleared for takeoff after sitting out last season after transferring from Midland (Texas) College. The fourth is **Trevor Johnson**, who joined the program midyear last year from the junior college ranks. The Arizona-native is immediately eligible this season.
- IUPUI is expected to make 27 appearances on the ESPN family of networks, including a nationally televised game with UIC on ESPNU on Jan. 4. The Jags are scheduled for 16 games on the newly launched ESPN+ platform and 10 others on ESPN3.

## 2018-2019 ROSTER

### NUMERIC ROSTER

##	Name	Pos.	Ht.	Wt.	Yr.	Hometown/High School (Previous)
0	Jaylen Minnett	G	6-1	180	So.	Terre Haute, Ind./Terre Haute South
1	# Jamil Jackson Jr.	G/F	6-6	190	Jr.	Minneapolis, Minn./Minneapolis North (Southern Utah)
2	Jakoby Kemp	F	6-8	190	So.	Layton, Utah/Layton (Salt Lake C.C.)
4	Jack Hansen	F	6-7	205	Fr.	Noblesville, Ind./Guerin Catholic
5	Camron Justice	G	6-3	180	Jr.	Hindman, Ky./Knott County Central (Vanderbilt)
10	Nick Rogers	G	6-1	170	Jr.	Indianapolis, Ind./Traders Point Academy (Toledo)
11	Brandon Kenyon	F/C	6-10	225	Fr.	Caledonia, Ontario/RISE Prep
14	# Marcus Burk	G	6-3	205	Jr.	Indianapolis, Ind./Franklin Central (Campbell)
15	Ahmed Ismail	C	7-1	260	Sr.	Cairo, Egypt/Nakhas Zagazig (Manhattan)
22	D.J. McCall	G	6-6	190	Sr.	Fort Wayne, Ind./Concordia Lutheran
23	Grant Weatherford	G	6-2	185	Jr.	Cicero, Ind./Hamilton Heights (Midland [Tex.] College)
24	Evan Hall	F	6-7	230	Sr.	Hindman, Ky./Knott County Central
25	Trevor Johnson	G	6-2	170	Jr.	Flagstaff, Ariz./Flagstaff (Mesa C.C.)
32	Elyjah Goss	F	6-7	195	So.	Bolingbrook, Ill./Plainfield East
55	Daniel Alston	G	6-0	175	Fr.	Champaign, Ill./Judah Christian

### COACHING STAFF

<b>Head Coach:</b>	Jason Gardner
<b>Alma Mater:</b>	Arizona, '11
<b>Career Record:</b>	(51-79; 5th season)
<b>IUPUI Record:</b>	(51-79; 5th season)
<b>Conference Record:</b>	(30-36; 5th season)
<b>Associate Head Coach:</b>	Byron Rimm II
<b>Alma Mater:</b>	Cal State Los Angeles, '99
<b>Assistant Coach:</b>	Matt Bringman
<b>Alma Mater:</b>	Palm Beach Atlantic, '06
<b>Assistant Coach:</b>	Matt Dunn
<b>Alma Mater:</b>	Fort Hays State, '07
<b>Dir. of Operations:</b>	Isaac Loechle
<b>Alma Mater:</b>	Indiana, '01
<b>Strength Coach:</b>	Jason Quarles
<b>Alma Mater:</b>	IUPUI, '12

### PRONUNCIATION GUIDE


<b>ELYJAH</b> Goss	(same as Elijah)
Jaylen <b>MINNETT</b>	(min- <b>NET</b> )
<b>AHMED</b> ISMAIL	(AH-med <b>ISH</b> -male)

# will sit out the 2018-19 season as a Division I transfer


## RADIO / TV ROSTER



**#0 - JAYLEN MINNETT**  
6-1 // Soph. // G  
Terre Haute, Ind.



**#2 - JAKOBY KEMP**  
6-8 // Soph. // F  
Layton, Utah




**#4 - JACK HANSEN**  
6-7 // Fr. // F  
Noblesville, Ind.



**#5 - CAMRON JUSTICE**  
6-3 // Jr. // G  
Hindman, Ky.



**#10 - NICK ROGERS**  
6-1 // Jr. // G  
Indianapolis, Ind.



**#11 - BRANDON KENYON**  
6-10 // Fr. // F/C  
Caledonia, Ontario



**#15 - AHMED ISMAIL**  
7-1 // Sr. // C  
Cairo, Egypt



**#22 - D.J. McCALL**  
6-6 // Sr. // G  
Fort Wayne, Ind.



**#23 - GRANT WEATHERFORD**  
6-2 // Jr. // G  
Cicero, Ind.




**#24 - EVAN HALL**  
6-7 // Sr. // F  
Hindman, Ky.



**#25 - TREVOR JOHNSON**  
6-2 // Jr. // G  
Flagstaff, Ariz.



**#32 - ELYJAH GOSS**  
6-7 // Soph. // F  
Bolingbrook, Ill.



**#55 - DANIEL ALSTON**  
6-0 // Fr. // G  
Champaign, Ill.



**JASON GARDNER**  
Head Coach  
5th season

## CAREER DOUBLE-DIGIT PERFORMANCES/STARTS

### Double-Digit Scoring Games

Name	Season	Career
Goss	1	2
Hall	3	27
Hansen	1	1
Justice	4	4
McCall	2	15
Minnett	2	9
Rogers	0	3
Weatherford	1	1

### 20+ Point Scoring Games

Name	Season	Career
Hall	0	2
Justice	2	2
McCall	0	2
Minnett	1	1

### Double-Digit Reb. Games

Name	Season	Career
Goss	3	4
Hall	1	10
McCall	0	3

### Double-Doubles

Name	Season	Career
Goss	1	1
Hall	1	6

### Games Started

Name	Season	Career
Goss	5	5
Hall	4	67
Ismail	1	1
Justice	5	5
McCall	5	69
Minnett	0	4
Rogers	0	25
Weatherford	5	5

## POLLS

Associated Press			Coaches		
<i>Week 3 (Nov. 19)</i>			<i>Week 3 (Nov. 19)</i>		
Rank	Team (1st)		Rank	Team (1st)	
1	Duke (53)		1	Duke (32)	
2	Kansas (7)		2	Kansas	
3	Gonzaga		3	Gonzaga	
4	Virginia (2)		4	Virginia	
5	Tennessee (1)		5	Tennessee	
6	Nevada		6	North Carolina	
7	North Carolina		7	Nevada	
8	Auburn		8	Michigan	
9	Michigan		9	Auburn	
10	Kentucky		10	Kentucky	
11	Michigan State		11	Michigan State	
12	Kansas State		12	Kansas State	
13	Virginia Tech		13	Florida State	
14	Florida State		14	Virginia Tech	
15	Mississippi State		15	Mississippi State	
16	Clemson		16	Clemson	
17	UCLA		17	UCLA	
18	TCU		18	TCU	
19	LSU		19	Purdue	
20	Iowa		20	Oregon	
21	Oregon		21	LSU	
22	Buffalo		22	Iowa	
23	Ohio State		23	Ohio State	
24	Purdue		24	Nebraska	
25	Wisconsin		25	Buffalo	

### MID-MAJOR TOP 25

*November 19*

Rk	Team (1st)	Record	Pts.	Prev.	Conf.
1.	Gonzaga (30)	3-0	774	1	West Coast
2.	Buffalo (1)	3-0	741	2	Mid-American
3.	BYU	4-1	640	4	West Coast
4.	Saint Mary's	3-0	592	7	West Coast
5.	Belmont	3-0	579	10	Ohio Valley
6.	Furman	5-0	553	20	Southern
7.	South Dakota State	3-1	533	3	Summit
8.	Loyola Chicago	3-1	531	8	Missouri Valley
9.	Wofford	2-2	523	5	Southern
10.	Murray State	2-0	421	16	Ohio Valley
11.	Northeastern	2-3	353	6	Colonial
12.	Harvard	2-2	327	11	Ivy League
13.	UNC Greensboro	3-1	324	19	Southern
14.	Illinois State	2-1	314	17	Missouri Valley
15.	UC Irvine	4-0	310	23	Big West
16.	Georgia State	2-1	298	15	Sun Belt
17.	Georgia Southern	5-0	274	NR	Sun Belt
18.	Lipscomb	3-1	242	22	Atlantic Sun
19.	Montana	4-1	200	14	Big Sky
20.	Southern Illinois	1-2	177	9	Missouri Valley
21.	Penn	4-1	158	18	Ivy League
22.	Loyola Marymount	5-0	148	NR	West Coast
23.	Louisiana	1-2	103	12	Sun Belt
24.	Northern Kentucky	6-0	93	NR	Horizon
25.	Charleston	3-1	84	24	Colonial

## HORIZON LEAGUE

HORIZON LEAGUE STANDINGS		
<i>through Nov. 23</i>		
Team	Overall (Pct.)	HL (Pct.)
Northern Ky.....	6-0 (1.000)	0-0 (.000)
IUPUI.....	<b>3-2 (.600)</b>	<b>0-0 (.000)</b>
Green Bay.....	3-3 (.500)	0-0 (.000)
Wright State.....	3-3 (.500)	0-0 (.000)
Youngstown State.....	3-4 (.429)	0-0 (.000)
Cleveland State.....	2-3 (.400)	0-0 (.000)
Detroit Mercy.....	2-3 (.400)	0-0 (.000)
Oakland.....	2-3 (.400)	0-0 (.000)
UIC.....	2-3 (.400)	0-0 (.000)
Milwaukee.....	2-4 (.333)	0-0 (.000)

### UPCOMING SCHEDULE

Date	Game	Time
11/24	Oral Roberts at Oakland	2:30pm
	Detroit Mercy at Eastern Michigan	2pm
	Grambling State vs. IUPUI	4pm
	UW-Parkside at UIC	4:12pm
11/25	Northern Illinois at Oakland	2:30pm
	Purdue Fort Wayne at Cleveland St.	5pm
11/27	Cedarville at Wright State	7pm
	Northern Ky. at Morehead State	7:30pm
11/28	UIC at Saint Joseph's	7pm
	Kent State at Detroit Mercy	7pm
	Youngstown State at Robert Morris	7pm
	Bradley at IUPUI	7pm
	Cleveland State at DePaul	8pm
	Northern Illinois at Green Bay	8pm
11/30	Buffalo at Milwaukee	5:30am
	UMBC at Northern Kentucky	7pm
12/1	Youngstown State at West Virginia	tba
	SFA/USF vs. Milwaukee	8am
	Oakland at Xavier	12pm
	Ball State at IUPUI	1pm
	Cleveland State at Toledo	2pm
	Belmont at Green Bay	2pm
	Wright State at Indiana State	2pm
	Loyola at UIC	4:12pm
	Detroit Mercy at Akron	7pm
12/4	Detroit Mercy at Toledo	7pm
	Miami (Ohio) at Wright State	7pm
	Illinois State at UIC	7pm
	Bowling Green at Cleveland State	7:30pm

### IUPUI HORIZON LEAGUE AWARD WINNERS

IUPUI IN HORIZON LEAGUE STATS		
<i>as of Nov. 20 [denotes NCAA ranking]</i>		
Category	HL [Nat Rk.]	Stat
Scoring.....	9th.....	71.5 ppg
Scoring Defense.....	4th.....	73.5 ppg
Scoring Margin.....	6th.....	-2.0 ppg
Free Throw %.....	2nd.....	71.3%
Field Goal %.....	9th.....	41.4%
Field Goal % Def.....	7th.....	45.1%
3Pt Field Goal %.....	t-9th.....	32.0%
3Pt Field Goal % Def.....	8th.....	34.5%
Rebounding Offense.....	5th.....	37.0 rpg
Rebounding Defense.....	3rd.....	33.0 rpg
Rebounding Margin.....	4th.....	+4.0 rpg
Blocked Shots.....	t-5th.....	3.3 bpg
Assists.....	t-7th.....	12.8 apg
Steals.....	7th.....	6.0 spg
Turnover Margin.....	6th.....	-0.3 to/gm
Assist/TO Ratio.....	t-6th.....	0.86 a/to
Offensive Rebounds.....	3rd.....	11.3 rpg
Defensive Rebounds.....	6th.....	25.8 rpg
Defensive Reb. %.....	2nd.....	77.4%
Offensive Reb. %.....	3rd.....	30.6%
3Pt Field Goals Made.....	t-9th.....	7.8/game
Home Attendance.....	7th.....	1,350/game
Player Horizon [Nat'l Rk.]		Stat
<b>Elyjah Goss</b>		
Blocked Shots	t-2nd	1.5 bpg
Def. Rebounds	4th	6.5 rpg
Rebounding	5th	8.5 rpg
3FG%	t-6th	50.0%
Off. Rebounds	t-11th	2.0 rpg
<b>Evan Hall</b>		
Off. Rebounds	4th	3.0 rpg
Blocked Shots	t-6th	1.3 bpg
FG%	8th	57.1%
Rebounding	16th	5.7 rpg
Scoring	18th	12.3 ppg
<b>Camron Justice</b>		
FT%	4th	86.2%
Scoring	5th	18.3 ppg
Steals	t-13th	1.3 spg
3 FG	t-14th	2.0/gm
<b>D.J. McCall</b>		
Off. Rebounding	3rd	3.3 rpg
Rebounding	t-9th	6.3 rpg
Assist-to-Turnover	t-11th	1.50 a/to
Assists	t-13th	3.0 apg
<b>Jaylen Minnett</b>		
3 FG	t-7th	2.3/gm
Scoring	t-26th	10.3 ppg
<b>Nick Rogers</b>		
3FG%	2nd	62.5%
<b>Grant Weatherford</b>		
FG%	t-4th	60.0%



## JAGS ROLL PAST ST. FRANCIS BROOKLYN

IUPUI took a step towards capturing the Niagara Regional of the Fort Myers Tip-Off on Friday night (Nov. 23) by rolling past St. Francis Brooklyn, 68-48. Junior Camron Justice led three Jaguars in double-digits with 17 points and Evan Hall chipped in 15 points and eight boards in the win. Senior D.J. McCall added 12 points and three steals and sophomore Elyjah Goss closed with five points and 11 boards - one shy of matching his career-high.

IUPUI led wire-to-wire, taking an early 10-2 lead and never looking back. St. Francis Brooklyn closed within four on a few occasions, but the Jaguars never relinquished the lead. IUPUI shot 52 percent from the field despite a 2-of-14 effort from deep, while limiting the Terriers to just 34 percent at the other end.

Here are some other notes from the Jaguars' win over St. Francis Brooklyn.

- IUPUI's 20-point win was the Jaguars' largest over a Division I foe since winning at Southern Utah, 101-81 on Dec. 17, 2016.

- St. Francis Brooklyn's 48 points were the fewest by an IUPUI Division I foe since limiting UMKC to 48 points on Mar. 2, 2013 inside the Jungle.

- IUPUI matched its season-high by shooting 52 percent from the floor.

- It marked the fourth straight game IUPUI outrebounded the opposition and the fifth straight game Goss was the team's top rebounder. Goss' 11 boards were the most by an IUPUI player this season.

- It marked the fourth straight game Justice was the team's top scorer.

- IUPUI scored a season-high 40 points in the paint, outscoring the Terriers 40-24 inside.

- The Jaguars collected a season-high 11 steals with McCall and Grant Weatherford gathering three each. IUPUI forced 19 turnovers and cashed in with 21 points.

## BEST START SINCE...

IUPUI's 3-2 start may not jump off the page, but it's the best five-game start in head coach Jason Gardner's five seasons and best five-game start since the 2009-10 season. That squad started 5-1 overall and finished 25-11 overall and earned a spot in the CBI that season. Gardner has never had the Jaguars above .500 after five games at any point while at the helm of the program.

## QUICK HITTERS

- IUPUI has allowed just two second chance points in each of the past two games and is yielding just 6.8 second chance points per game.

- Evan Hall has made 12-of-16 (75 percent) field goal attempts the past two games combined and is at 62.2 percent for the season.

- Ahmed Ismail finally made a field goal in an IUPUI uniform, going 2-of-4 against St. Francis Brooklyn after playing the first four games (42 minutes total) without a make.

## BLOW OUT THE CANDLES

Head coach Jason Gardner celebrated his 38th birthday in style, collecting his 50th career head coaching win at Boston College on November 14.

Gardner is third on the program's all-time wins list at 50, but is a far cry from the top two in program history. Current Georgia State head coach Ron Hunter (275) and IUPUI Hall of Famer Bob Lovell (195) own the top two spots in program history.

## SHARING THE WEALTH

After five games, IUPUI has just one player who has scored in double-digits four times (Justice) and seven different players have hit for 10-or-more at least once. D.J. McCall became the most recent player to tally double-digits, joining a group that includes Elyjah Goss, Evan Hall, Jack Hansen, Camron Justice, Jaylen Minnett and Grant Weatherford.

## SOPHOMORE LEAPS

IUPUI's two returning sophomores - Elyjah Goss and Jaylen Minnett - have taken major leaps in their second years with the program.

Goss, who averaged 3.6 points and 3.5 rebounds per game as a redshirt freshman, has doubled his scoring (7.2 ppg) and has been elite off the glass (9.0 rpg) this season. Albeit in a small sample size, his 9.0 rpg would be the highest per game average by an IUPUI player since 1977 when Dale Taylor averaged 9.4 boards per game.

Minnett, who averaged 7.1 points per game as a true freshman, has upped his output to 10.0 points per game this season.

## 700 DAYS

IUPUI junior guard Camron Justice was 700 days removed from his last competitive basketball game when the Jags took the floor against Xavier. Justice played just more than a season at Vanderbilt before joining the IUPUI program prior to last fall and sitting the full season as a transfer. Prior to Xavier, Justice last played in a game on Dec. 6, 2016 when the Commodores defeated High Point.

Justice and Evan Hall were high school teammates at Knott County Central (Ky.) High School, helping the Patriots to four straight state tournament appearances. Justice finished his high school career with 3,588 points and 393 treys before being named the 2015 Kentucky Mr. Basketball.

## OTHER NEWBIES

While Justice is nearly two full years removed from his last Division I game, others in the Jaguars' rotation are in similar spots. Junior guard Grant Weatherford entered the year having never appeared in a Division I game, despite graduating from Hamilton Heights High School in 2015. Weatherford redshirted at Purdue in 2015-16, played a full season at Midland (Texas) College in 2016-17 and sat out all of last season.

## A LOOK BACK

Last year's IUPUI team ranked among the nation's best in steals (6.8 spg) and turn-

overs forced (14.7 to/game). IUPUI ranked 53rd nationally in turnovers forced per game and were among the nation's best in steals percentage.

In addition, last year's squad was among the best in the country in hitting the offensive glass, grabbing 11.5 offensive caroms per game. Evan Hall ranked 102nd individually in offensive rebounding, grabbing 2.6 offensive boards per contest as a junior.

## HOT BENCH

A staple under head coach Jason Gardner has been his teams' bench scoring as the IUPUI leader likes to play 9-10 players and use his bench frequently. Gardner's teams have matched or outscored the opposition's bench in 96 of 130 games (73.8 percent), including the season's first five games. All total, the IUPUI bench is averaging nearly 23 points per game this season and outscoring opponents' benches by 13 points per game.

## 2018-19 #HLMBB PRESEASON POLL RESULTS

Below are the results of the Horizon League Preseason Polls, as voted on by the league's coaches and media personnel. IUPUI is largely picked to finish anywhere from fourth to sixth according to preseason publications, including being picked sixth in the league's preseason poll.

### Pl. School (1st-place) - Votes

1. Wright State (25) - 377
2. Northern Kentucky (10) - 356
3. UIC (4) - 310
4. Oakland - 239
5. Green Bay - 238
6. IUPUI - 188
7. Cleveland State - 175
8. Milwaukee (1) - 140
9. Youngstown State - 104
10. Detroit Mercy - 73

**Preseason Player of the Year:** Drew McDonald, Northern Kentucky

### First Team (alphabetical order by school)

Tyree Appleby, Cleveland State  
Sandy Cohen III, Green Bay  
Drew McDonald, Northern Kentucky  
Marcus Ottey, UIC  
Loudon Love, Wright State

### Second Team (alphabetical order by school)

Kameron Hankerson, Green Bay  
Jalen Tate, Northern Kentucky  
Tarkus Ferguson, UIC  
Mark Hughes, Wright State  
Naz Bohannon, Youngstown State

## PERCENTAGES

In just five individuals, IUPUI returns 43 percent of the team's scoring (885 of 2047 points) and 52 percent of the team's minutes (3,133 of 6,025) from a season ago.

## POWER PLAYERS

Three members of the IUPUI roster have spent time at Power 5 universities prior to joining the IUPUI program. Camron Justice played two seasons at Vanderbilt prior to joining the Jaguars last season to sit out his year in residency. Grant Weatherford redshirted the 2015-16 as a true freshman at Purdue University before later attending Midland (Texas) College before coming to IUPUI. Sophomore Jakoby Kemp redshirted the 2016-17 season at Mizzou for Kim Anderson before transferring to Salt Lake Community College last season and joining the Jaguars this offseason.

## BRAND NEW BENCH

With the abrupt departure of longtime Associate Head Coach Matt Crenshaw to Ball State in October, the Jaguars have nearly an entirely new bench this season. Matt Bringman enters his second season on the IUPUI sidelines while Matt Dunn joined the program from Northern Arizona in August. Former Anderson University player Isaac Loechle (pronounced LOCK-lee) joined the IUPUI program as Director of Operations in July after Senior Advisor Andy Fagan opted to leave the coaching ranks immediately after last season. Most recently, Byron Rimm II, who spent 10 years as head coach at Prairie View A&M, joined the staff as associate head coach.

## NEW LOOK

Not only does IUPUI have a new look on the bench this season, the Jaguars also have a new apparel provider this season, having switched from Nike to adidas this summer. IUPUI will have three different uniform combinations - red on white at home, white on red on the road and an alternate red on black for road games as well.

## FAMILY TIES

Jakoby Kemp's older brother, Marcus, played football at Hawaii and is in his second season with the NFL's Kansas City Chiefs. Marcus collected his first NFL reception earlier this season in the Chiefs' 38-27 win over the 49ers.

Grant Weatherford's younger brother, Sterling, is currently a redshirt freshman defensive back at Miami (Ohio). Sterling was named Miami's Defensive Scout Team Player of the Year in 2017. His older sister Dakota played basketball collegiately at Louisville.

Jack Hansen's older brother Evan played football collegiately at nearby Wabash College, before passing away in September 2018.

## FOOTER ALERT

Manhattan-transfer Ahmed Ismail is the tallest player in IUPUI history and just the second 7-footer in program history. The previous tallest was Bill Van Senu (2003-2008), who appeared in 83 games and made six starts during his four-year career.

## NORTH OF THE BORDER

True freshman Brandon Kenyon is IUPUI's first Canadian-born player since 1998-99 when Shaun Clarke (Vaughn, Ontario) was part of the Jaguars' program. However, Clarke redshirted that season and never appeared in a game for the Jaguars.

Kenyon was a teammate of Duke's R.J. Barrett and Florida's Andrew Nembhard while playing for the 17U Nike EYBL UPLAY Canada program.

## UTAH NATIVE

Sophomore Jakoby Kemp is IUPUI's first-ever Utah native in program history. Kemp, a 6-foot-8 forward, transferred to IUPUI from Salt Lake City Community College and is originally from Layton, Utah.

## HOMESTANDS

IUPUI's schedule this year boasts a pair of five-game homestands - one in non-conference play and the other in Horizon League play. The five-game non-conference homestand will run from Nov. 28-Dec. 15 as the Jags take on Bradley, Ball State, IU Kokomo, IU Northwest and Western Illinois in succession.

During league play, IUPUI will play five straight home games from Jan. 24-Feb. 9, welcoming the group of Oakland, Detroit Mercy, Northern Kentucky, Wright State and UIC during that span.

## OTHER SCHEDULE NOTES

IUPUI will play four games in the Fort Myers Tip-Off, ironically none of which will be played in Fort Myers. The Jaguars will play true road games at Boston College (Nov. 14) and Richmond (Nov. 16) in the opening half of the tournament before heading to Niagara for the second half. The Jags will face St. Francis Brooklyn on Nov. 23 and either Grambling State or Niagara on Nov. 24.

The remainder of the non-conference schedule is either part of home-and-home agreements (Eastern Illinois, Bradley, Ball State, Western Illinois, Purdue Fort Wayne & Morehead State), non Division I home games (IU Kokomo & IU Northwest) or guarantee games (Xavier).

IUPUI is already committed to a road game at Ball State in the 2019-2020 season and will receive a home game from Purdue Fort Wayne next season.

## LOOKING AHEAD

As he likes to do, Gardner has two Division I transfers waiting in the wings for next season in juniors Jamil Jackson (Southern Utah) and Marcus Burk (Campbell). Jackson, a native of Minneapolis, was limited to five games last season at Southern Utah, totaling 14 points and two boards. The year prior, he was an NJCAA honorable mention All-American at Williston State where he averaged 16.3 points and 6.4 rebounds per game.

Burk, an Indianapolis-native and graduate of Franklin Central, comes home after two successful seasons at Campbell University. The 6-foot-3 sharpshooter averaged 14.8 points per game last season while hitting 91-of-226 (40.3 percent) from three-point range. In two years at Campbell, Burk averaged 11.2 points per game and hit 158 treys at a 40.2 percent clip. As a senior at Franklin Central, he averaged 25.3 points, 5.7 rebounds and 2.7 assists per game.

Both will have two years of eligibility remaining, beginning next season.

## NEW TOURNEY FORMAT

The Horizon League Tournament will take on a new format this season as only the top eight teams will make the postseason instead of the 10-team all comers event.

The quarterfinals round will be played on Mar. 5-6 on campus sites with the top four seeds getting to host games. From there, the semifinals and championship game will be played at Little Caesars Arena in Detroit, Mich., on Mar. 11-12.

## PRODUCING PROS

This past offseason, Gardner saw three of his former players ink their first professional contracts at Aaron Brennan inked a deal with the Walter Tigers in Germany and Kellon Thomas followed suit, signing with the EVL Baskets Limburg in Germany. Maurice Kirby inked a deal with Club Sayago in Uruguay.

IUPUI has eight individuals playing professionally at this point, keyed by George Hill, who enters his 11th season in the NBA and second season with the Cleveland Cavaliers. He's started all six games to start this season and is averaging 12.3 points and 2.3 assists per game.

In addition, Darell Combs, Robert Glenn and Alex Young are all thriving overseas.

## 27 TIMES

IUPUI is expected to make 27 appearances on the ESPN family of networks, including a nationally televised game with UIC on ESPN on Jan. 4. The Jags are scheduled for 16 games on the newly launched ESPN+ platform and 10 others on ESPN3.

Greg Rakestraw (pxp) and IUPUI Hall of Famer Bob Lovell (analyst) will return as the Jaguars' broadcast crew for every home game this season.

## AT THE HORN

Winning games at the horn has been a staple of head coach Jason Gardner's squads. Since Gardner took over, IUPUI has won five games in the closing seconds, including three as time expired:

P.J. Boutte - 15' floater at the horn vs. Ball State (71-69 / Nov. 22, 2014)

Marcellus Barksdale - layup at the horn at IPFW (84-82 / Jan. 23, 2016)

Jordan Pickett - wing 3 with :02 vs. NDSU (73-72 / Jan. 31, 2016)

Darell Combs - wing J with :01.5 vs. SDSU (85-83 / Jan. 18, 2017)

Evan Hall - layup at the horn vs. Milwaukee (72-71 / Jan. 10, 2018)

## UNIVERSITY QUICK FACTS

<b>Location</b> .....	Indianapolis, Ind.
<b>Founded</b> .....	1969
<b>Nickname</b> .....	Jaguars
<b>Colors</b> .....	Red, gold & black
<b>Enrollment</b> .....	30,690
<b>Affiliation</b> .....	NCAA Division I
<b>Conference</b> .....	The Horizon League
<b>Home Facility (Cap.)</b> .....	Indiana Farmers Coliseum (6,800)
<b>Chancellor</b> .....	Dr. Nasser Paydar
<b>Athletics Director</b> .....	Dr. Roderick Perry
<b>Website</b> .....	www.IUPUIJags.com
<b>Twitter</b> .....	@IUPUIJaguars
<b>Athletics Phone</b> .....	(317) 278-5247
<b>Mailing Address</b> .....	1000 Waterway Blvd. Indianapolis, IN 46202

## BASKETBALL HISTORY

<b>First Yr. of basketball</b> .....	1972
<b>Seasons of basketball</b> .....	47th
<b>Seasons of Division I basketball</b> .....	21st
<b>Division I (1998-pres.) Record</b> .....	259-285 (.476)
<b>NCAA Appearances</b> .....	1
<b>Last NCAA Appearance</b> .....	2003
<b>Last Postseason Appearance</b> .....	2010 (CBI - Second Round)

## UNIVERSITY NOTES

### ABOUT THE UNIVERSITY

IUPUI is a public research university located in downtown Indianapolis that is the result of a merger of the Purdue Indianapolis Extension Center (1946) and Indiana University Indianapolis (1916). The merger was completed in 1969 and athletics began in 1972.

The university offers more than 200 degree programs and boasts an enrollment over 30,000 (22,000 undergrad and 8,000 postgrad). The university also boasts an endowment of more than \$850 million.

The university is ranked among the Top 200 "National Universities" and ranked 7th for "Up and Coming Schools." U.S. News has ranked IUPUI among the nation's elite for 13 straight years.

All total, the campus covers 509 acres and is located along Indy's Cultural Trail.

IUPUI includes the nation's largest nursing school, the second largest medical school in the country, the only dental school in the state, and the country's oldest school of physical education. IUPUI is among the top 20 campuses in the nation for graduate professional degrees conferred

### IUPUI AT 50

IUPUI is currently amidst a 50th anniversary year with the official 50th anniversary landing on Jan. 26, 2019.

Founded in 1969, IUPUI is an urban campus in Indianapolis, the 15th largest city in the United States, with a population of 2 million in the metropolitan statistical area. The campus is just west of downtown, within walking distance of the state capitol and other governmental offices, and the site of numerous nationally renowned businesses and art, sports, education, and health facilities.

In 1968, Dr. Maynard K. Hine, dean of the IU School of Dentistry began working with then Indianapolis Mayor Richard Lugar, IU President Joseph L. Sutton, Purdue President Frederick L. Hovde, and other forward-thinking community leaders to establish IUPUI in 1969 through the merger of the Indianapolis extension programs of both IU and Purdue. Some schools, however, were established before the merger, including the IU School of Medicine, IU School of Dentistry, IU Robert H. McKinney School of Law, IU School of Liberal Arts, and IU Herron School of Art.

### ATHLETIC PROWESS

IUPUI was a primary beneficiary of the 1987 Pan-American Games in Indianapolis and continues to boast some world renowned facilities.

The IU Natatorium is located on the IUPUI campus and is among the best swimming & diving facilities in the world. It has hosted the U.S. Olympic Team Trials four different times and and 12 NCAA National Championship meets. In addition, the 2017 World Juniors were held at IUPUI and 16 world records have been set in the Natatorium water.

Adjacent west is the Michael A. Carroll Track & Soccer Stadium which has hosted several USA Outdoor Track & Field Championships and NCAA Championships, along with the 1988 US Olympic Trials. Florence Griffith-Joyner set the 100m world record of 10.49 on the track.

In basketball circles, IUPUI is best known as the long-time host of the Nike All-American Camp, which was held on campus for two decades. The nation's top prep players and coaches from every level converged on campus for two weeks each summer in what was considered the elite college recruiting event of the year. Alum included LeBron James, Chris Webber, Allen Iverson, Kevin Garnett, Jason Kidd and Paul Pierce, among many others.

### GEORGE HILL

IUPUI's best known basketball alum is current NBAer George Hill, who is in his 11th year in the league this season. Hill was originally drafted by the San Antonio Spurs (1st rd., 26th overall) in 2008.

He's played for the Spurs (2008-11), Indiana Pacers (2011-16), Utah Jazz (2016-17), Sacramento Kings (2017-18) and Cleveland Cavaliers (2018-pres.). He's played in nearly 700 regular season games, making well over 400 career starts and averaging 11.6 points per game in his NBA career.

Entering this season, he's played in 102 career playoff games, starting 90 times and averaging 12.4 points per game.

# 2018-2019 MISCELLANEOUS STATISTICS

## IUPUI'S RECORD WHEN...

	'18-19 Overall	'18-19 Horizon	Under Gardner
Home:	1-0	0-0	31-18
Away:	1-2	0-0	18-56
Neutral:	1-0	0-0	2-5
Overtime:	0-0	0-0	5-6
Lead @ Halftime:	2-1	0-0	37-13
Trail @ Halftime:	1-1	0-0	10-62
Tied @ Halftime:	0-0	0-0	4-4
Leading w/ 5:00 left:	3-0	0-0	43-6
Trailing w/ 5:00 left:	0-2	0-0	3-69
Tied w/ 5:00 left:	0-0	0-0	5-4
Shooting 50% or better:	1-1	0-0	23-4
Shooting 40-50%:	1-0	0-0	25-35
Shooting less than 40%:	1-1	0-0	3-40
Shooting better % than opp.	2-0	0-0	46-8
Shooting worse % than opp.	1-2	0-0	5-71
Scoring less than 60:	0-0	0-0	3-28
Score 60-69 pts:	1-1	0-0	9-28
Score 70-79 pts:	2-1	0-0	20-16
Score 80-89 pts:	0-0	0-0	16-7
Score 90+ pts:	0-0	0-0	3-0
Opp. scores less than 60:	1-0	0-0	11-5
Opp. scores 60-69 pts:	2-0	0-0	20-15
Opp. scores 70-79 pts:	0-1	0-0	12-29
Opp. scores 80-89 pts:	0-1	0-0	8-20
Opp. scores 90+ pts:	0-0	0-0	0-10
Commit less TO than opp.	3-0	0-0	26-31
Commit more TO than opp.	0-2	0-0	22-45
Commit same TO as opp.	0-0	0-0	3-3
Outrebound opponent:	3-1	0-0	33-25
Outrebounded:	0-1	0-0	16-51
Rebounding is equal:	0-0	0-0	2-3
Bench outscores opp.:	3-2	0-0	45-46
Bench is outscored:	0-0	0-0	6-28
Bench scoring is equal:	0-0	0-0	0-5
Hit more FT than opp.:	2-1	0-0	31-15
Hit less FT than opp.:	1-1	0-0	19-61
Hit same FT as opp.:	0-0	0-0	1-3
Hit more 3's than opp.:	1-1	0-0	23-29
Hit less 3's than opp.:	1-0	0-0	21-38
Hit same 3's as opp.:	1-1	0-0	7-12
Decided by 5 pts or less:	0-0	0-0	21-19
Decided by 6-10 points:	2-1	0-0	10-23
Decided by 10+ points:	1-1	0-0	20-37
In home whites:	1-0	0-0	32-18
In road blacks:	0-1	0-0	4-24
In road reds:	2-1	0-0	15-37
7 in double-digits:	0-0	0-0	1-0
6 in double-digits:	0-0	0-0	1-0
5 in double-digits:	0-0	0-0	5-3
4 in double-digits:	0-1	0-0	15-9
3 in double-digits:	2-0	0-0	15-24
2 in double-digits:	1-1	0-0	12-35
1 in double-digits:	0-0	0-0	2-6
0 in double-digits:	0-0	0-0	0-2
On Mondays:	0-0	0-0	3-8
On Tuesdays:	0-1	0-0	3-11
On Wednesdays:	1-0	0-0	8-9
On Thursdays:	0-0	0-0	4-12
On Fridays:	1-1	0-0	9-7
On Saturdays:	1-0	0-0	20-25
On Sundays:	0-0	0-0	4-8
In November:	3-2	0-0	11-19
In December:	0-0	0-0	10-22
In January:	0-0	0-0	17-16
In February:	0-0	0-0	12-18
In March:	0-0	0-0	1-4

## TIMES LED

## GAMES WITH

## TOTAL

Player	Pts.	Reb.	Ast.	Stl.	Blk.	10+ Pts.	20+ Pts.	10+ Reb.	3+ Ast.	3+ Blk.	3+ Stl.	3+ 3's	Dunks	Dbl-Dbls
0-Minnett	1/4	0/0	2/4	2/3	0/1	2/9	1/1	0/0	1/2	0/0	0/0	1/7	0/0	0/0
2-Kemp	0/0	0/0	0/0	0/0	0/0	0/0	0/0	0/0	0/0	0/0	0/0	0/0	0/0	0/0
4-Hansen	0/0	0/0	1/1	0/0	0/0	1/1	0/0	0/0	0/0	0/0	0/0	0/0	0/0	0/0
5-Justice	4/4	0/0	2/2	2/2	0/0	4/4	2/2	0/0	3/3	0/0	1/1	1/1	0/0	0/0
10-Rogers	0/0	0/0	0/15	1/3	0/1	0/3	0/0	0/0	1/16	0/0	0/0	0/1	0/2	0/0
11-Kenyon	0/0	0/0	0/0	0/0	0/0	0/0	0/0	0/0	0/0	0/0	0/0	0/0	0/0	0/0
15-Ismael	0/0	0/0	1/1	0/0	1/1	0/0	0/0	0/0	0/0	0/0	0/0	0/0	0/0	0/0
22-McCall	0/6	1/15	3/18	1/25	0/9	2/15	0/2	0/3	2/19	0/0	1/8	0/3	5/27	0/0
23-Weatherford	0/0	0/0	2/2	2/2	0/0	1/1	0/0	0/0	2/2	0/0	1/1	0/0	0/0	0/0
24-Hall	0/3	1/26	1/2	0/9	3/32	3/27	0/2	1/10	0/3	0/4	0/1	0/0	2/13	1/6
25-Johnson	0/0	0/0	0/0	0/0	0/0	0/0	0/0	0/0	0/0	0/0	0/0	0/0	0/0	0/0
32-Goss	0/0	5/8	1/2	2/5	3/7	1/2	0/0	3/4	0/1	0/1	0/0	0/0	5/19	1/1
55-Alston	0/0	0/0	0/0	0/0	0/0	0/0	0/0	0/0	0/0	0/0	0/0	0/0	0/0	0/0

totals listed by season/career

## SPECIALTY STATS (IUPUI/OPP)

PP = Points in the Paint; POT = Points off Turnover; 2nd = 2nd Chance Points; BP = Bench Points

Opponent	Result	PP	POT	2nd	BP	Lead	Largest	Lead	Changes	Ties
#Central State	W, 86-52	30/10	19/8	10/1	46/21	39	---	0	0	0
at Xavier	L, 69-82	16/36	10/19	4/11	41/14	2	18	2	2	2
Eastern Illinois	W, 71-65	22/24	11/12	11/11	20/10	14	2	4	4	4
at Boston College	W, 76-69	26/20	22/13	12/8	16/8	7	14	6	5	5
at Richmond	L, 70-78	38/38	18/18	7/2	18/0	13	14	3	1	1
vs. St. Francis (NY)	W, 68-48	40/24	21/10	8/2	19/18	21	0	0	0	0
vs. Grambling St.										
Bradley										
Ball State										
IU Kokomo										
IU Northwest										
Western Illinois										
at Purdue Fort Wayne										
at Morehead State										
at Northern Ky.										
at Wright State										
at UIC										
Cleveland St.										
Youngstown St.										
at Green Bay										
at Milwaukee										
Oakland										
Detroit Mercy										
Northern Ky.										
Wright State										
UIC										
at Youngstown St.										
at Cleveland St.										
Milwaukee										
Green Bay										
at Detroit Mercy										
at Oakland										
HL Quarters										
HL Semis										
HL Championship										
Season Highs		40/38	22/19	12/11	41/18	21	18	6	5	5
Season Lows		16/20	10/10	4/2	16/0	2	0	0	0	0
Totals		142/142	82/72	42/34	114/50	-	-	15	12	12
Averages		28.4/28.4	16.4/14.4	8.4/6.8	22.8/10.0	-	-	3.0	2.4	2.4

## WIN/LOSS MARGINS

Wins	1	1									1			
Margin	1	2	3	4	5	6	7	8	9	10	11-15	16-20	21-29	30+
Losses								1			1			

# 2018-2019 IUPUI STATISTICS

## IUPUI Basketball IUPUI Combined Team Statistics (as of Nov 23, 2018) All games



RECORD:	OVERALL	HOME	AWAY	NEUTRAL
ALL GAMES	3-2	1-0	1-2	1-0
CONFERENCE	0-0	0-0	0-0	0-0
NON-CONFERENCE	3-2	1-0	1-2	1-0

#	Player	gp-gs	min	avg	Total		3-Point		F-Throw		Rebounds				pf		a	to	blk	stl	pts	avg
					fg-fga	fg%	3fg-fga	3fg%	ft-fa	ft%	off	def	tot	avg	pf	dq						
05	JUSTICE, Camron	5-5	144	28.8	27-70	.386	9-40	.225	27-31	.871	2	11	13	2.6	13	1	9	9	0	6	90	18.0
24	HALL, Evan	4-4	109	27.3	23-37	.622	0-0	.000	6-16	.375	9	16	25	6.3	9	0	4	12	5	2	52	13.0
00	MINNETT, Jaylen	5-0	120	24.0	17-50	.340	10-35	.286	6-6	1.000	2	13	15	3.0	10	0	8	5	0	6	50	10.0
32	GOSS, Elyjah	5-5	128	25.6	12-28	.429	4-9	.444	8-13	.615	9	36	45	9.0	8	0	3	5	6	4	36	7.2
23	WEATHERFORD, Gra	5-5	120	24.0	12-21	.571	1-3	.333	7-9	.778	2	9	11	2.2	13	1	11	12	0	6	32	6.4
10	ROGERS, Nick	5-0	83	16.6	8-14	.571	5-9	.556	8-12	.667	0	7	7	1.4	6	0	6	8	0	3	29	5.8
22	McCALL, D.J.	5-5	153	30.6	12-30	.400	0-2	.000	3-6	.500	14	13	27	5.4	10	0	13	9	0	5	27	5.4
04	HANSEN, Jack	5-0	61	12.2	7-17	.412	4-11	.364	2-2	1.000	3	11	14	2.8	8	0	2	2	1	1	20	4.0
11	KENYON, Brandon	3-0	21	7.0	2-6	.333	0-1	.000	4-5	.800	0	3	3	1.0	5	1	0	1	1	1	8	2.7
15	ISMAIL, Ahmed	5-1	57	11.4	2-8	.250	0-0	.000	6-10	.600	4	11	15	3.0	17	1	2	9	2	0	10	2.0
02	KEMP, Jakoby	1-0	3	3.0	0-0	.000	0-0	.000	0-0	.000	0	0	0	0.0	0	0	0	1	0	1	0	0.0
55	ALSTON, Daniel	1-0	1	1.0	0-0	.000	0-0	.000	0-0	.000	0	0	0	0.0	0	0	0	0	0	0	0	0.0
Team											5	6	11					1				
Total.....		5	1000		122-281	.434	33-110	.300	77-110	.700	50	136	186	37.2	99	4	58	74	15	35	354	70.8
Opponents.....		5	1000		115-268	.429	33-100	.330	79-119	.664	36	125	161	32.2	96	5	56	77	23	37	342	68.4

TEAM STATISTICS	IUPUI	OPP
SCORING	354	342
Points per game	70.8	68.4
Scoring margin	+2.4	-
FIELD GOALS-ATT	122-281	115-268
Field goal pct	.434	.429
3 POINT FG-ATT	33-110	33-100
3-point FG pct	.300	.330
3-pt FG made per game	6.6	6.6
FREE THROWS-ATT	77-110	79-119
Free throw pct	.700	.664
F-Throws made per game	15.4	15.8
REBOUNDS	186	161
Rebounds per game	37.2	32.2
Rebounding margin	+5.0	-
ASSISTS	58	56
Assists per game	11.6	11.2
TURNOVERS	74	77
Turnovers per game	14.8	15.4
Turnover margin	+0.6	-
Assist/turnover ratio	0.8	0.7
STEALS	35	37
Steals per game	7.0	7.4
BLOCKS	15	23
Blocks per game	3.0	4.6
ATTENDANCE	1350	19393
Home games-Avg/Game	1-1350	3-6161
Neutral site-Avg/Game	-	1-910

Date	Opponent	Score	Att.
11/06/18	at Xavier	L 69-82	10224
11/10/18	EASTERN ILL.	w 71-65	1350
\$ 11/14/18	at Boston College	w 76-69	3244
\$ 11/16/18	at Richmond	L 70-78	5015
11/23/18	vs St. Francis Brooklyn	w 68-48	910

\$ = Fort Myers Tip-Off (campus sites)  
\* = Horizon League game

### SIGNING DAY

IUPUI inked three during the early signing period as all three will be true freshmen ,beginning next season.

#### Mike DePersia (Cherry Hill, N.J./Haddonfield HS)

-5-foot-10 guard helped Haddonfield to a New Jersey Group 2 state championship as a junior. Averaged better than 13 points per game as a junior and has amassed more than 1,000 points in his high school career.

#### Calvin Temple (Olive Branch, Miss./Center Hill HS)

-6-foot-1 guard averaged 13.1 points and shot 46 percent from three as a junior at Aspire (Ky.) Academy. This season, he's helped Center Hill (Miss.) High School to a 4-0 start while averaging 22.5 points, 5.0 rebounds and 6.0 assists per game. He was named to the Clarion Ledger's Dandy Dozen before the season, touting the top 12 players from the state of Mississippi.

#### Taevion White (Prosper, Texas/Prosper HS/Pro Holmes Sports Academy)

-6-foot-7 forward averaged 6.5 points and 7.0 rebounds per game as a senior at Prosper (Texas) High School, earning first team all-district honors. He now attends Pro Holmes Sports (Fla.) Academy as a postgraduate prep.

Score by Periods	1st	2nd	Totals
IUPUI	170	184	354
Opponents	162	180	342

# 2017-2018 IUPUI HORIZON LEAGUE ONLY STATISTICS

## THE STAT CREW SYSTEM IUPUI Combined Team Statistics (as of Feb 25, 2018) Conference games only



RECORD:	OVERALL	HOME	AWAY	NEUTRAL
ALL GAMES	8-10	6-3	2-7	0-0
CONFERENCE	8-10	6-3	2-7	0-0
NON-CONFERENCE	0-0	0-0	0-0	0-0

#	Player	gp-gs	min	avg	Total		3-Point		F-Throw		Rebounds				pf	dq	a	to	blk	stl	pts	avg
					fg-fga	fg%	3fg-fga	3fg%	ft-fa	ft%	off	def	tot	avg								
45	BRENNAN, Aaron	18-18	508	28.2	83-176	.472	20-47	.426	42-53	.792	23	62	85	4.7	46	1	30	36	9	19	228	12.7
01	HENDERSON, T.J.	18-0	394	21.9	62-149	.416	26-66	.394	41-47	.872	4	36	40	2.2	39	0	29	46	3	21	191	10.6
25	PATTERSON, Ron	18-17	496	27.6	65-160	.406	35-94	.372	16-28	.571	10	52	62	3.4	41	2	27	32	15	19	181	10.1
24	HALL, Evan	18-18	421	23.4	58-134	.433	0-0	.000	23-75	.307	58	73	131	7.3	48	1	12	33	17	18	139	7.7
22	McCALL, D.J.	18-18	508	28.2	42-105	.400	6-27	.222	40-53	.755	24	51	75	4.2	42	0	37	23	9	24	130	7.2
00	MINNETT, Jaylen	18-0	359	19.9	41-101	.406	33-77	.429	11-16	.688	4	15	19	1.1	22	0	18	26	0	7	126	7.0
10	ROGERS, Nick	18-18	430	23.9	27-77	.351	11-30	.367	38-51	.745	5	27	32	1.8	34	1	55	38	0	8	103	5.7
31	KIRBY, Maurice	18-0	258	14.3	28-59	.475	0-1	.000	14-25	.560	20	42	62	3.4	40	1	6	16	7	4	70	3.9
32	GOSS, Elyjah	18-0	238	13.2	19-46	.413	1-4	.250	9-14	.643	22	36	58	3.2	25	0	5	9	8	5	48	2.7
12	HUDSON, Chad	3-0	4	1.3	1-2	.500	0-1	.000	0-0	.000	0	0	0	0.0	0	0	0	0	0	0	2	0.7
40	BORGMAN, Evan	4-1	9	2.3	0-2	.000	0-1	.000	0-2	.000	1	1	2	0.5	0	0	0	0	0	0	0	0.0
Team											35	24	59				5					
Total.....		18	3625		426-1011	.421	132-348	.379	234-364	.643	206	419	625	34.7	337	6	219	264	68	125	1218	67.7
Opponents.....		18	3625		444-979	.454	112-356	.315	276-368	.750	169	443	612	34.0	324	7	231	261	71	147	1276	70.9

TEAM STATISTICS	IUPUI	OPP	Date	Opponent	Score	Att.
SCORING	1218	1276	* 12/28/17	at Northern Kentucky	L 59-77	4203
Points per game	67.7	70.9	* 12/30/17	at Wright State	L 52-60	3649
Scoring margin	-3.2	-	* 01/02/18	at Green Bay	W 67-63	1932
FIELD GOALS-ATT	426-1011	444-979	* 01/04/18	UIC	L 65-70	815
Field goal pct	.421	.454	* 01/10/18	MILWAUKEE	W 72-71	1002
3 POINT FG-ATT	132-348	112-356	* 01/12/18	GREEN BAY	W 67-61	827
3-point FG pct	.379	.315	* 01/16/18	DETROIT MERCY	W 81-66	807
3-pt FG made per game	7.3	6.2	* 01/18/18	at Cleveland State	L 67-70	1125
FREE THROWS-ATT	234-364	276-368	* 01/20/18	at Youngstown State	L 62-85	3222
Free throw pct	.643	.750	* 01/27/18	at UIC	L 62-71	3373
F-Throws made per game	13.0	15.3	* 02/02/18	at Detroit Mercy	L 60-74	1018
REBOUNDS	625	612	* 02/04/18	at Oakland	L 74-82	2710
Rebounds per game	34.7	34.0	* 02/08/18	CLEVELAND STATE	W 78-73	910
Rebounding margin	+0.7	-	* 02/10/18	YOUNGSTOWN STATE	L 80-84	905
ASSISTS	219	231	* 02/16/18	at Milwaukee	Wot 76-71	2871
Assists per game	12.2	12.8	* 02/19/18	OAKLAND	W 74-67	1063
TURNOVERS	264	261	* 02/23/18	WRIGHT STATE	W 66-56	2263
Turnovers per game	14.7	14.5	* 02/25/18	NORTHERN KENTUCKY	L 56-75	1534
Turnover margin	-0.2	-	* = Horizon League game			
Assist/turnover ratio	0.8	0.9				
STEALS	125	147				
Steals per game	6.9	8.2				
BLOCKS	68	71				
Blocks per game	3.8	3.9				
ATTENDANCE	10126	24103				
Home games-Avg/Game	9-1125	9-2678				
Neutral site-Avg/Game	-	0-0				

Score by Periods	1st	2nd	OT	Totals
IUPUI	571	635	12	1218
Opponents	603	666	7	1276



# 2018-2019 STATISTICAL SPLITS

## Wins (3 total)

##	Player	gp-gs	min	avg	Total		3-Point		F-Throw		Rebounds				pf	dq	a	to	blk	stl	pts	avg
					fg-fga	fg%	3fg-fga	3fg%	ft-fa	ft%	off	def	tot	avg								
05	JUSTICE, Camron	3-3	99	33.0	21-53	.396	5-29	.172	20-22	.909	2	7	9	3.0	6	0	7	3	0	4	67	22.3
24	HALL, Evan	3-3	82	27.3	18-30	.600	0-0	.000	3-10	.300	7	13	20	6.7	7	0	2	9	3	2	39	13.0
32	GOSS, Elijah	3-3	81	27.0	7-16	.438	3-6	.500	7-9	.778	7	24	31	10.3	6	0	2	3	2	1	24	8.0
10	ROGERS, Nick	3-0	49	16.3	4-7	.571	3-6	.500	8-12	.667	0	3	3	1.0	2	0	2	5	0	3	19	6.3
00	MINNETT, Jaylen	3-0	60	20.0	7-23	.304	3-15	.200	2-2	1.000	1	7	8	2.7	7	0	3	2	0	3	19	6.3
23	WEATHERFORD, Gra	3-3	71	23.7	6-10	.600	1-2	.500	5-7	.714	0	6	6	2.0	9	1	7	9	0	4	18	6.0
22	McCALL, D.J.	3-3	91	30.3	5-16	.313	0-1	.000	2-2	1.000	8	8	16	5.3	5	0	7	7	0	4	12	4.0
04	HANSEN, Jack	3-0	31	10.3	4-8	.500	2-4	.500	0-0	.000	2	6	8	2.7	5	0	2	1	0	0	10	3.3
15	ISMAIL, Ahmed	3-0	27	9.0	2-7	.286	0-0	.000	2-4	.500	3	4	7	2.3	11	1	2	4	2	0	6	2.0
11	KENYON, Brandon	2-0	5	2.5	0-1	.000	0-0	.000	1-2	.500	0	2	2	1.0	0	0	0	0	1	1	1	0.5
02	KEMP, Jakoby	1-0	3	3.0	0-0	.000	0-0	.000	0-0	.000	0	0	0	0.0	0	0	0	1	0	1	0	0.0
55	ALSTON, Daniel	1-0	1	1.0	0-0	.000	0-0	.000	0-0	.000	0	0	0	0.0	0	0	0	0	0	0	0	0.0
Team											3	3	6									
Total.....		3	600		74-171	.433	17-63	.270	50-70	.714	33	83	116	38.7	58	2	34	44	8	23	215	71.7
Opponents.....		3	600		58-152	.382	18-54	.333	48-71	.676	19	73	92	30.7	61	3	26	52	12	16	182	60.7

## Losses (2 total)

##	Player	gp-gs	min	avg	Total		3-Point		F-Throw		Rebounds				pf	dq	a	to	blk	stl	pts	avg
					fg-fga	fg%	3fg-fga	3fg%	ft-fa	ft%	off	def	tot	avg								
00	MINNETT, Jaylen	2-0	60	30.0	10-27	.370	7-20	.350	4-4	1.000	1	6	7	3.5	3	0	5	3	0	3	31	15.5
24	HALL, Evan	1-1	27	27.0	5-7	.714	0-0	.000	3-6	.500	2	3	5	5.0	2	0	2	3	2	0	13	13.0
05	JUSTICE, Camron	2-2	45	22.5	6-17	.353	4-11	.364	7-9	.778	0	4	4	2.0	7	1	2	6	0	2	23	11.5
22	McCALL, D.J.	2-2	62	31.0	7-14	.500	0-1	.000	1-4	.250	6	5	11	5.5	5	0	6	2	0	1	15	7.5
11	KENYON, Brandon	1-0	16	16.0	2-5	.400	0-1	.000	3-3	1.000	0	1	1	1.0	5	1	0	1	0	0	7	7.0
23	WEATHERFORD, Gra	2-2	49	24.5	6-11	.545	0-1	.000	2-2	1.000	2	3	5	2.5	4	0	4	3	0	2	14	7.0
32	GOSS, Elijah	2-2	47	23.5	5-12	.417	1-3	.333	1-4	.250	2	12	14	7.0	2	0	1	2	4	3	12	6.0
04	HANSEN, Jack	2-0	30	15.0	3-9	.333	2-7	.286	2-2	1.000	1	5	6	3.0	3	0	0	1	1	1	10	5.0
10	ROGERS, Nick	2-0	34	17.0	4-7	.571	2-3	.667	0-0	.000	0	4	4	2.0	4	0	4	3	0	0	10	5.0
15	ISMAIL, Ahmed	2-1	30	15.0	0-1	.000	0-0	.000	4-6	.667	1	7	8	4.0	6	0	0	5	0	0	4	2.0
Team											2	3	5					1				
Total.....		2	400		48-110	.436	16-47	.340	27-40	.675	17	53	70	35.0	41	2	24	30	7	12	139	69.5
Opponents.....		2	400		57-116	.491	15-46	.326	31-48	.646	17	52	69	34.5	35	2	30	25	11	21	160	80.0

## Home (1-0)

##	Player	gp-gs	min	avg	Total		3-Point		F-Throw		Rebounds				pf	dq	a	to	blk	stl	pts	avg
					fg-fga	fg%	3fg-fga	3fg%	ft-fa	ft%	off	def	tot	avg								
05	JUSTICE, Camron	1-1	36	36.0	7-18	.389	2-9	.222	5-7	.714	1	4	5	5.0	2	0	3	2	0	0	21	21.0
23	WEATHERFORD, Gra	1-1	25	25.0	5-5	1.000	1-1	1.000	3-4	.750	0	1	1	1.0	5	1	4	4	0	0	14	14.0
32	GOSS, Elijah	1-1	27	27.0	3-7	.429	1-3	.333	3-4	.750	3	7	10	10.0	1	0	1	1	2	1	10	10.0
10	ROGERS, Nick	1-0	16	16.0	1-3	.333	1-3	.333	6-10	.600	0	2	2	2.0	0	0	1	2	0	2	9	9.0
00	MINNETT, Jaylen	1-0	22	22.0	2-10	.200	1-7	.143	2-2	1.000	0	3	3	3.0	1	0	1	2	0	0	7	7.0
24	HALL, Evan	1-1	26	26.0	3-5	.600	0-0	.000	0-0	.000	1	1	2	2.0	3	0	1	2	0	1	6	6.0
04	HANSEN, Jack	1-0	9	9.0	1-2	.500	1-1	1.000	0-0	.000	0	1	1	1.0	2	0	0	1	0	0	3	3.0
15	ISMAIL, Ahmed	1-0	5	5.0	0-2	.000	0-0	.000	1-2	.500	2	2	4	4.0	4	0	0	1	1	0	1	1.0
11	KENYON, Brandon	1-0	3	3.0	0-0	.000	0-0	.000	0-0	.000	0	0	0	0.0	0	0	0	0	1	0	0	0.0
22	McCALL, D.J.	1-1	31	31.0	0-5	.000	0-1	.000	0-0	.000	3	4	7	7.0	2	0	5	2	0	1	0	0.0
Team											2	1	3									
Total.....		1	200		22-57	.386	7-25	.280	20-29	.690	12	26	38	38.0	20	1	16	17	4	5	71	71.0
Opponents.....		1	200		19-53	.358	6-17	.353	21-26	.808	8	27	35	35.0	27	2	11	18	5	6	65	65.0

## Road/Neutral (2-2)

##	Player	gp-gs	min	avg	Total		3-Point		F-Throw		Rebounds				pf	dq	a	to	blk	stl	pts	avg
					fg-fga	fg%	3fg-fga	3fg%	ft-fa	ft%	off	def	tot	avg								
05	JUSTICE, Camron	4-4	108	27.0	20-52	.385	7-31	.226	22-24	.917	1	7	8	2.0	11	1	6	7	0	6	69	17.3
24	HALL, Evan	3-3	83	27.7	20-32	.625	0-0	.000	6-16	.375	8	15	23	7.7	6	0	3	10	5	1	46	15.3
00	MINNETT, Jaylen	4-0	98	24.5	15-40	.375	9-28	.321	4-4	1.000	2	10	12	3.0	9	0	7	3	0	6	43	10.8
22	McCALL, D.J.	4-4	122	30.5	12-25	.480	0-1	.000	3-6	.500	11	9	20	5.0	8	0	8	7	0	4	27	6.8
32	GOSS, Elijah	4-4	101	25.3	9-21	.429	3-6	.500	5-9	.556	6	29	35	8.8	7	0	2	4	4	3	26	6.5
10	ROGERS, Nick	4-0	67	16.8	7-11	.636	4-6	.667	2-2	1.000	0	5	5	1.3	6	0	5	6	0	1	20	5.0
23	WEATHERFORD, Gra	4-4	95	23.8	7-16	.438	0-2	.000	4-5	.800	2	8	10	2.5	8	0	7	8	0	6	18	4.5
04	HANSEN, Jack	4-0	52	13.0	6-15	.400	3-10	.300	2-2	1.000	3	10	13	3.3	6	0	2	1	1	1	17	4.3
11	KENYON, Brandon	2-0	18	9.0	2-6	.333	0-1	.000	4-5	.800	0	3	3	1.5	5	1	0	1	0	1	8	4.0
15	ISMAIL, Ahmed	4-1	52	13.0	2-6	.333	0-0	.000	5-8	.625	2	9	11	2.8	13	1	2	8	1	0	9	2.3
02	KEMP, Jakoby	1-0	3	3.0	0-0	.000	0-0	.000	0-0	.000	0	0	0	0.0	0	0	0	1	0	1	0	0.0
55	ALSTON, Daniel	1-0	1	1.0	0-0	.000	0-0	.000	0-0	.000	0	0	0	0.0	0	0	0	0	0	0	0	0.0
Team											3	5	8					1				
Total.....		4	800		100-224	.446	26-85	.306	57-81	.704	38	110	148	37.0	79	3	42	57	11	30	283	70.8
Opponents.....		4	800		96-215	.447	27-83	.325	58-93	.624	28	98	126	31.5	69	3	45	59	18	31	277	69.2

## 2018-2019 INDIVIDUAL SUPERLATIVES

	<b>IUPUI</b>	<b>Opponent</b>
<b>Points</b>	29- Justice at Boston College (11/14/18)	31- Jacob Gilyard at Richmond (11/16/18)
<b>Field Goals Made</b>	8- Hall at Boston College (11/14/18)	12- Jacob Gilyard at Richmond (11/16/18)
<b>Field Goals Attempted</b>	19- Justice at Boston College (11/14/18)	17- Ryan Welage at Xavier (11/6/18)
<b>Highest FG Pct. (min. 5 made)</b>	1.000 (5-5)- Weatherford vs. Eastern Ill. (11/10/18)	.750 (12-16)- Jacob Gilyard at Richmond (11/16/18)
<b>3-Pt Field Goals Made</b>	5- Minnett at Xavier (11/6/18)	6- Ryan Welage at Xavier (11/6/18)
<b>3-Pt Field Goals Attempted</b>	12- twice	13- Ryan Welage at Xavier (11/6/18)
<b>3-Pt FG Pct. (min. 3 made)</b>	.429 (3-7)- Justice at Richmond (11/16/18)	.667 (4-6)- Jordan Chatman at Boston College (11/14/18)
<b>Free Throws Made</b>	13- Justice at Boston College (11/14/18)	8- Wynston Tabbs at Boston College (11/14/18)
<b>Free Throws Attempted</b>	13- Justice at Boston College (11/14/18)	10- Rade Kukobat vs. Eastern Ill. (11/10/18)
<b>Free Throw Pct. (min. 5 made)</b>	1.000 (13-13)- Justice at Boston College (11/14/18)	1.000 (6-6)- Mack Smith vs. Eastern Ill. (11/10/18)
<b>Offensive Rebounds</b>	6- Hall at Boston College (11/14/18)	4- Tyrique Jones at Xavier (11/6/18)
<b>Defensive Rebounds</b>	10- Goss vs. St. Francis Brooklyn (11/23/18)	9- Grant Golden at Richmond (11/16/18)
<b>Total Rebounds</b>	11- Goss vs. St. Francis Brooklyn (11/23/18)	10- Grant Golden at Richmond (11/16/18)
<b>Assists</b>	5- twice	7- Naji Marshall at Xavier (11/6/18)
<b>Turnovers</b>	5- Hall vs. St. Francis Brooklyn (11/23/18)	6- Josiah Wallace vs. Eastern Ill. (11/10/18)
<b>Blocked Shots</b>	2- five times	5- Zach Hankins at Xavier (11/6/18)
<b>Steals</b>	3- three times	4- Tyrique Jones at Xavier (11/6/18)
<b>Minutes Played (regulation game)</b>	36- Justice vs. Eastern Ill. (11/10/18)	40- twice
<b>Minutes Played (OT game)</b>		

## 2018-2019 TEAM SUPERLATIVES

<b>IUPUI High</b>	<b>IUPUI Low</b>	<b>Statistical Category</b>	<b>Opponent High</b>	<b>Opponent Low</b>
76 - at Boston Coll. (11/14)	68 - vs. St. Francis (NY) (11/23)	<b>Points</b>	82 - at Xavier (11/6)	48 - vs. St. Francis (NY) (11/23)
36 - at Boston Coll. (11/14)	30 - at Richmond (11/16)	<b>1st Half Points</b>	42 - at Boston Coll. (11/14)	23 - vs. St. Francis (NY) (11/23)
40 - twice	33 - vs. St. Francis (NY) (11/23)	<b>2nd Half Points</b>	49 - at Richmond (11/16)	25 - vs. St. Francis (NY) (11/23)
28 - twice	20 - at Xavier (11/6)	<b>Field Goals</b>	31 - at Xavier (11/6)	18 - vs. St. Francis (NY) (11/23)
60 - at Boston Coll. (11/14)	54 - twice	<b>Field Goal Attempts</b>	66 - at Xavier (11/6)	46 - at Boston Coll. (11/14)
.519 - twice	.357 - at Xavier (11/6)	<b>FG Percentage</b>	.520 - at Richmond (11/16)	.340 - vs. St. Francis (NY) (11/23)
9 - at Xavier (11/6)	2 - vs. St. Francis (NY) (11/23)	<b>3-Point Field Goals</b>	9 - at Xavier (11/6)	4 - vs. St. Francis (NY) (11/23)
27 - at Xavier (11/6)	13 - vs. St. Francis (NY) (11/23)	<b>3-Point Field Goal Att.</b>	29 - at Xavier (11/6)	16 - vs. St. Francis (NY) (11/23)
.350 - at Richmond (11/16)	.154 - vs. St. Francis (NY) (11/23)	<b>3-Point FG Percentage</b>	.381 - at Boston Coll. (11/14)	.250 - vs. St. Francis (NY) (11/23)
20 - 3x	7 - at Richmond (11/16)	<b>Free Throws</b>	21 - Eastern Ill. (11/10)	8 - vs. St. Francis (NY) (11/23)
29 - Eastern Ill. (11/10)	14 - at Richmond (11/16)	<b>Free Throw Attempts</b>	29 - 2x	16 - vs. St. Francis (NY) (11/23)
.800 - at Boston Coll. (11/14)	.500 - at Richmond (11/16)	<b>Free Throw Percentage</b>	.808 - Eastern Ill. (11/10)	.500 - vs. St. Francis (NY) (11/23)
16 - at Boston Coll. (11/14)	5 - vs. St. Francis (NY) (11/23)	<b>Offensive Rebounds</b>	13 - at Xavier (11/6)	4 - at Richmond (11/16)
33 - vs. St. Francis (NY) (11/23)	24 - at Boston Coll. (11/14)	<b>Defensive Rebounds</b>	30 - at Xavier (11/6)	22 - at Richmond (11/16)
40 - at Boston Coll. (11/14)	34 - at Richmond (11/16)	<b>Total Rebounds</b>	43 - at Xavier (11/6)	26 - at Richmond (11/16)
23 - at Boston Coll. (11/14)	15 - vs. St. Francis (NY) (11/23)	<b>Fouls</b>	27 - Eastern Ill. (11/10)	13 - at Richmond (11/16)
16 - Eastern Ill. (11/10)	7 - vs. St. Francis (NY) (11/23)	<b>Assists</b>	18 - at Xavier (11/6)	4 - vs. St. Francis (NY) (11/23)
17 - Eastern Ill. (11/10)	12 - at Boston Coll. (11/14)	<b>Turnovers</b>	19 - vs. St. Francis (NY) (11/23)	12 - at Richmond (11/16)
4 - 3x	2 - twice	<b>Blocked Shots</b>	6 - at Xavier (11/6)	2 - at Boston Coll. (11/14)
11 - vs. St. Francis (NY) (11/23)	4 - at Xavier (11/6)	<b>Steals</b>	11 - at Richmond (11/16)	4 - at Boston Coll. (11/14)

## 2018-2019 GAME-BY-GAME LEADERS / STARTING FIVES

<b>Opponent</b>	<b>Starting 5</b>	<b>Points</b>	<b>Rebounds</b>	<b>Assists</b>	<b>Blocks</b>	<b>Steals</b>
<b>#Central State</b>	Goss-Hall-Johnson-Justice-Weatherford	Justice/Minnett (19)	Hall (12)	Justice (5)	Ahmed (2)	Rogers (3)
<b>at Xavier</b>	Goss-Ismail-Justice-McCall-Weatherford	Minnett (21)	Goss (8)	McCall (5)	Goss (2)	4 tied w/ (1)
<b>Eastern Illinois</b>	Goss-Hall-Justice-McCall-Weatherford	Justice (21)	Goss (10)	McCall (5)	Goss (2)	Rogers (2)
<b>at Boston College</b>	Goss-Hall-Justice-McCall-Weatherford	Justice (29)	Goss/Hall (10)	Justice/Weatherford (3)	Hall (2)	Justice (3)
<b>at Richmond</b>	Goss-Hall-Justice-McCall-Weatherford	Justice (14)	Goss/McCall (6)	Minnett/Weatherford (3)	Goss/Hall (2)	Goss/Minnett (2)
<b>vs. St. Francis (NY)</b>	Goss-Hall-Justice-McCall-Weatherford	Justice (17)	Goss (11)	7 tied w/ (1)	Hall/Ismail (1)	McCall/Weatherford (3)
<b>vs. Grambling St.</b>						
<b>Bradley</b>						
<b>Ball State</b>						
<b>IU Kokomo</b>						
<b>IU Northwest</b>						
<b>Western Illinois</b>						
<b>at Purdue Fort Wayne</b>						
<b>at Morehead State</b>						
<b>at Northern Ky.</b>						
<b>at Wright State</b>						
<b>at UIC</b>						
<b>Cleveland St.</b>						
<b>Youngstown St.</b>						
<b>at Green Bay</b>						
<b>at Milwaukee</b>						
<b>Oakland</b>						
<b>Detroit Mercy</b>						
<b>Northern Ky.</b>						
<b>Wright State</b>						
<b>UIC</b>						
<b>at Youngstown St.</b>						
<b>at Cleveland St.</b>						
<b>Milwaukee</b>						
<b>Green Bay</b>						
<b>at Detroit Mercy</b>						
<b>at Oakland</b>						
<b>HL Quarters</b>						
<b>HL Semis</b>						
<b>HL Championship</b>						

## 2018-2019 POINTS-REBOUNDS-ASSISTS

Opponent	Date	Score		00 MINNETT,JA	02 KEMP,JAKOB	04 HANSEN,JAC	05 JUSTICE,CA	10 ROGERS,NIC	11 KENYON,BRA	15 ISMAIL,AHM
at Xavier	11/06/18	69-82	L	21-3-2	DNP	10-4-0	9-3-0	3-3-3	7-1-0	3-6-0
EASTERN ILL.	11/10/18	71-65	w	7-3-1	DNP	3-1-0	21-5-3	9-2-1	0-0-0	1-4-0
at Boston College	11/14/18	76-69	w	3-3-1	DNP	5-2-1	29-2-3	8-1-1	DNP	0-0-1
at Richmond	11/16/18	70-78	L	10-4-3	DNP	0-2-0	14-1-2	7-1-1	DNP	1-2-0
vs St. Francis Brooklyn	11/23/18	68-48	w	9-2-1	0-0-0	2-5-1	17-2-1	2-0-0	1-2-0	5-3-1

Opponent	Date	Score		22 MCCALL,DJ	23 WEATHERFOR	24 HALL,EVAN	32 GOSS,ELYJA	55 ALSTON,DAN
at Xavier	11/06/18	69-82	L	4-5-5	8-2-1	DNP	4-8-0	DNP
EASTERN ILL.	11/10/18	71-65	w	0-7-5	14-1-4	6-2-1	10-10-1	DNP
at Boston College	11/14/18	76-69	w	0-7-1	4-3-3	18-10-0	9-10-0	DNP
at Richmond	11/16/18	70-78	L	11-6-1	6-3-3	13-5-2	8-6-1	DNP
vs St. Francis Brooklyn	11/23/18	68-48	w	12-2-1	0-2-0	15-8-1	5-11-1	0-0-0

## 2018-2019 COMPARISON STATISTICS

Opponent	1st	2nd	Score	Mar	Total FG	FG Pct	3-Pointers	3FG Pct	Free Throws	FT Pct	Rebounds	Assist	T/Over	Block	Steal	Fouls
Xavier	34/37	35/45	69-82	(13)	20-56/31-66	.357/.470	9-27/9-29	.333/.310	20-26/11-19	.769/.579	36/43 (7)	11/18	15/13	3/6	4/10	22/22
EASTERN ILL.	35/31	36/34	71-65	+6	22-57/19-53	.386/.358	7-25/6-17	.280/.353	20-29/21-26	.690/.808	38/35 +3	16/11	17/18	4/5	5/6	20/27
Boston College	36/42	40/27	76-69	+7	24-60/21-46	.400/.457	8-25/8-21	.320/.381	20-25/19-29	.800/.655	40/28 +12	11/11	12/15	2/2	7/4	23/19
Richmond	30/29	40/49	70-78	(8)	28-54/26-50	.519/.520	7-20/6-17	.350/.353	7-14/20-29	.500/.690	34/26 +8	13/12	15/12	4/5	8/11	19/13
St. Francis Brooklyn	35/23	33/25	68-48	+20	28-54/18-53	.519/.340	2-13/4-16	.154/.250	10-16/8-16	.625/.500	38/29 +9	7/4	15/19	2/5	11/6	15/15

Note: Game totals are displayed in the format TEAM/OPPONENT for each category





**Jason Gardner** was named the eighth head coach in IUPUI men's basketball program's history on April 2, 2014. Gardner, the 1999 winner of the Indiana Mr. Basketball Award, spent a year on the University of Memphis bench and two seasons at Loyola prior to that.

In his first season on the Jaguars' bench, he guided IUPUI to 10 wins, more than tripling the program's Division I win total from a year prior. His hiring paid immediate dividends on the recruiting trail, as he immediately inked five Division I transfers, four of whom were former in-state standouts. His success on the

recruiting circuit continued leading into the 2015-16 campaign as he landed former Indiana All-Star Ron Patterson from Syracuse, along with former Kentucky All-Star Evan Hall and talented Indianapolis guard T.J. Henderson.

While at Memphis, Gardner helped the Tigers to a 24-10 record as Shaq Goodwin and Joe Jackson earned All-Conference accolades. In addition, Memphis forward Austin Nichols was a unanimous selection to the American Athletics Conference All-Rookie Team after averaging 9.1 points and 4.2 boards per game. Gardner was a college teammate of current Memphis Head Coach Josh Pastner at Arizona.

Prior to coming to Memphis, Gardner was an assistant under Porter Moser at Loyola, helping the Ramblers to an eight-game improvement from 2011-12 to 2012-13. He coached Ben Averkamp to All-Horizon League accolades for two straight seasons, while Loyola point guard Cully Payne was a Bob Cousy Award nominee. He also helped recruit one of the top signing classes in the Horizon League prior to the 2012-13 season. Gardner's coaching career began in 2010 when he served as an assistant at nearby Cathedral High School.

Gardner's racked up numerous accolades during his prestigious high school, college and professional playing careers. He was a 1999 McDonald's and Parade All-American while at North Central High School, finishing his prep career with a school record 1,669 points. He was a two-time Gatorade Circle of Champions Indiana Player of the Year and was named the 1998-99 Indianapolis County Player of the Year by The Indianapolis Star and Indianapolis News. His senior season, he helped NCHS to the IHSAA 4A state championship and Tournament of Champions title while averaging 22.6 points, 4.7 rebounds, 4.0 assists and 3.0 steals per game.

The 5-foot-10 point guard was recruited to the University of Arizona by legendary Head Coach Lute Olsen, where he was a four-year All-American for the Wildcats. He was the 2002-03 Naismith National Player of the Year and Lowe's Senior CLASS award recipient. He was the 2000 consensus National Freshman of the Year and closed his career as one of four players in Pac-12 history with 1,500 points, 500 assists and 200 steals for a career. He helped lead Arizona to two Pac-12 regular season titles (2000, 2003) and four consecutive NCAA Tournament berths. The Wildcats made three Sweet Sixteens (2001, 2002, 2003), two Elite Eights (2001, 2003) and were the NCAA national runner-up in 2001. All total, Arizona won 107 games during Gardner's four seasons and he still holds school records for games started (135) and minutes played (4,825), while ranking third in school history with 1,984 career points. He also finished second in threes made (318) and fourth in assists (622). He earned his degree from the university in 2011 in disciplinary studies.

Gardner later played professionally overseas for more than eight years, primarily in Germany. In 2009, he was named MVP of German Basketball Bundesliga after helping Oldenburg to the league crown, averaging 13.7 points, 4.0 assists and 3.0 boards per game. He was a two-time Basketball Bundesliga All-Star, including starting the 2007 game.

Gardner is married to the former Jacquelyn Maxberry and the couple has four children, Jasper, Jason Jr., Jacob and Jackson.



## THE GARDNER FILE

**School:** ..... Arizona, '11  
**Seasons with IUPUI:** ..... fifth season  
**Career Record:** ..... 51-79 (5th year)  
**Coaching Experience:**  
 ..... 2014-pres., Head Coach, IUPUI  
 ..... 2013-14, Assistant Coach, Memphis  
 ..... 2011-13, Assistant Coach, Loyola (Ill.)  
 ..... 2010-11, Assistant Coach, Cathedral H.S.





# IUPUI PLAYER CAREER STATS

## GOSS, Elijah

Season	gp-gs	min/avg	Total		3-Point		F-Throws		Rebounds				pf	fo	ast	to	blk	stl	Scoring	
			fg-fga	pct	fg-fga	pct	ft-fita	pct	off	def	tot	avg							pts	avg
2017-18	30-0	414/13.8	41-93	.441	4-13	.308	22-29	.759	38	68	106	3.5	46	0	12	20	11	12	108	3.6
2018-19	5-5	128/25.6	12-28	.429	4-9	.444	8-13	.615	9	36	45	9.0	8	0	3	5	6	4	36	7.2
TOTAL	35-5	542/15.5	53-121	.438	8-22	.364	30-42	.714	47	104	151	4.3	54	0	15	25	17	16	144	4.1

## HALL, Evan

Season	gp-gs	min/avg	Total		3-Point		F-Throws		Rebounds				pf	fo	ast	to	blk	stl	Scoring	
			fg-fga	pct	fg-fga	pct	ft-fita	pct	off	def	tot	avg							pts	avg
2015-16	23-11	383/16.7	50-97	.515	1-1	1.000	19-47	.404	41	50	91	4.0	67	4	14	17	7	10	120	5.2
2016-17	30-23	596/19.9	96-163	.589	0-0	.000	35-89	.393	73	83	156	5.2	83	1	14	40	24	16	227	7.6
2017-18	29-29	655/22.6	97-215	.451	0-0	.000	30-102	.294	74	104	178	6.1	79	1	20	54	25	21	224	7.7
2018-19	4-4	109/27.3	23-37	.622	0-0	.000	6-16	.375	9	16	25	6.3	9	0	4	12	5	2	52	13.0
TOTAL	86-67	1743/20.3	266-512	.520	1-1	1.000	90-254	.354	197	253	450	5.2	238	6	52	123	61	49	623	7.2

## McCALL, D.J.

Season	gp-gs	min/avg	Total		3-Point		F-Throws		Rebounds				pf	fo	ast	to	blk	stl	Scoring	
			fg-fga	pct	fg-fga	pct	ft-fita	pct	off	def	tot	avg							pts	avg
2014-15	31-15	664/21.4	52-124	.419	6-19	.316	39-61	.639	31	58	89	2.9	49	1	38	55	1	19	149	4.8
2016-17	32-22	678/21.2	51-120	.425	5-18	.278	45-77	.584	66	95	161	5.0	71	0	48	41	8	22	152	4.8
2017-18	29-27	799/27.6	70-173	.405	10-40	.250	53-74	.716	48	73	121	4.2	67	2	57	41	11	43	203	7.0
2018-19	5-5	153/30.6	12-30	.400	0-2	.000	3-6	.500	14	13	27	5.4	10	0	13	9	0	5	27	5.4
TOTAL	97-69	2294/23.6	185-447	.414	21-79	.266	140-218	.642	159	239	398	4.1	197	3	156	146	20	89	531	5.5

## MINNETT, Jaylen

Season	gp-gs	min/avg	Total		3-Point		F-Throws		Rebounds				pf	fo	ast	to	blk	stl	Scoring	
			fg-fga	pct	fg-fga	pct	ft-fita	pct	off	def	tot	avg							pts	avg
2017-18	30-4	630/21.0	69-173	.399	51-126	.405	24-30	.800	12	24	36	1.2	42	0	35	39	1	14	213	7.1
2018-19	5-0	120/24.0	17-50	.340	10-35	.286	6-6	1.000	2	13	15	3.0	10	0	8	5	0	6	50	10.0
TOTAL	35-4	750/21.4	86-223	.386	61-161	.379	30-36	.833	14	37	51	1.5	52	0	43	44	1	20	263	7.5

## ROGERS, Nick

Season	gp-gs	min/avg	Total		3-Point		F-Throws		Rebounds				pf	fo	ast	to	blk	stl	Scoring	
			fg-fga	pct	fg-fga	pct	ft-fita	pct	off	def	tot	avg							pts	avg
2017-18	27-25	635/23.5	40-120	.333	17-49	.347	40-56	.714	8	35	43	1.6	54	1	81	56	1	12	137	5.1
2018-19	5-0	83/16.6	8-14	.571	5-9	.556	8-12	.667	0	7	7	1.4	6	0	6	8	0	3	29	5.8
TOTAL	32-25	718/22.4	48-134	.358	22-58	.379	48-68	.706	8	42	50	1.6	60	1	87	64	1	15	166	5.2

# IUPUI PLAYER CAREER-HIGHS

	#0 JAYLEN MINNETT	#2 JAKOBY KEMP	#4 JACK HANSEN	#5 CAMRON JUSTICE	#10 NICK ROGERS	#11 BRANDON KENYON	#15 AHMED ISMAIL	#22 D.J. McCALL	#23 GRANT WEATHERFORD	#24 EVAN HALL	#25 TREVOR JOHNSON	#32 ELYJAH GOSS	#55 DANIEL ALSTON
PTS:	21 (11/6/18)	---	10 (11/6/18)	29 (11/14/18)	11 - 3x	7 (11/6/18)	5 (11/23/18)	25 (11/28/17)	14 (11/10/18)	21 (1/11/17)	---	10 - 2x	---
REB:	4 - 3x	---	5 (11/23/18)	5 (11/10/18)	5 - 2x	2 (11/23/18)	6 (11/6/18)	13 (12/3/16)	3 - 2x	12 (2/19/18)	---	12 (11/13/17)	---
AST:	3 - 2x	---	1 - 2x	3 - 2x	6 - 2x	---	1 - 2x	7 (12/28/16)	4 (11/10/18)	4 (12/12/16)	---	3 (2/23/18)	---
FG:	6 - 2x	---	3 (11/6/18)	7 - 3x	4 (1/2/18)	2 (11/6/18)	2 (11/23/18)	9 (11/28/17)	5 (11/10/18)	10 (2/16/18)	---	4 - 2x	---
FGA:	15 (11/6/18)	---	8 (11/6/18)	19 (11/14/18)	11 (1/2/18)	5 (11/6/18)	4 (11/23/18)	20 (11/28/17)	7 (11/6/18)	16 (11/14/18)	---	8 (11/13/17)	---
3FG:	5 (11/6/18)	---	2 (11/6/18)	3 (11/16/18)	3 (2/23/18)	---	---	3 - 3x	1 (11/10/18)	1 (11/13/15)	---	2 (11/14/18)	---
3FGA:	12 (11/6/18)	---	6 (11/6/18)	12 (11/14/18)	5 (12/30/17)	1 (11/6/18)	---	7 (11/28/17)	1 - 3x	1 (11/13/15)	---	3 (11/10/18)	---
FT:	4 - 2x	---	2 (11/6/18)	13 (11/14/18)	8 - 2x	3 (11/6/18)	3 (11/6/18)	9 (2/23/18)	3 (11/10/18)	8 (12/12/16)	---	4 - 2x	---
FTA:	4 - 3x	---	2 (11/6/18)	13 (11/14/18)	10 - 2x	3 (11/6/18)	4 (11/6/18)	11 (2/23/18)	4 (11/10/18)	9 - 2x	---	6 (12/22/17)	---
BLK:	1 (12/22/17)	---	1 (11/6/18)	---	1 - 2x	1 (11/10/18)	1 - 2x	2 (1/16/18)	---	4 (2/16/18)	---	3 (11/13/17)	---
STL:	3 (12/2/17)	1 (11/23/18)	1 (11/16/18)	3 (11/14/18)	2 - 5x	1 (11/23/18)	---	4 - 3x	3 (11/23/18)	3 (1/10/18)	---	2 - 3x	---
MIN:	37 (11/11/17)	3 (11/23/18)	18 (11/6/18)	36 (11/10/18)	33 (1/4/18)	16 (11/6/18)	18 (11/6/18)	38 (2/19/15)	29 (11/14/18)	33 - 2x	---	27 - 2x	1 (11/23/18)

# LAST FOUR BOX SCORES

## GAME #2 • IUPUI 71, EASTERN ILLINOIS 65 (INDIANA FARMERS COLISEUM)

Eastern Ill. 65 • 0-2

#	Player	Total		3-Ptr	Rebounds			PF	TP	A	TO	Blk	Stl	Min
		FG-FGA	FG-FGA		Off	Def	Tot							
24	Rade Kukobat	f	5-13	1-3	7-10	2	4	6	2	18	2	2	2	35
32	JaQualis Matlock	f	0-4	0-1	0-0	0	5	5	2	0	3	0	0	22
03	Mack Smith	g	2-5	2-3	6-6	1	7	8	3	12	1	1	0	36
05	Shareef Smith	g	4-6	1-2	4-4	1	0	1	5	13	0	1	0	20
22	Josiah Wallace	g	4-11	1-3	3-3	1	6	7	5	12	3	6	1	0
01	Kashawn Charles	g	0-0	0-0	0-0	0	0	0	2	0	0	1	0	4
02	Terrell Lewis	g	0-1	0-1	0-0	0	0	0	3	0	1	3	0	7
10	Cam Burrell	g	0-3	0-0	0-2	0	1	1	2	0	1	2	2	21
12	Braxton Shaw	g	0-1	0-0	0-0	0	1	1	1	0	0	0	0	1
13	Shawn Wilson	g	0-0	0-0	0-0	0	0	0	1	0	0	0	0	0+
23	Ben Harvey	g	4-9	1-4	1-1	2	1	3	1	10	0	2	0	27
55	Aboubacar Diallo	g	0-0	0-0	0-0	0	0	0	0	0	0	0	0	0+
Team														
Totals			19-53	6-17	21-26	8	27	35	27	65	11	18	5	6

FG % 1st Half: 8-24 33.3% 2nd half: 11-29 37.9% Game: 19-53 35.8%  
 3FG % 1st Half: 2-8 25.0% 2nd half: 4-9 44.4% Game: 6-17 35.3%  
 FT % 1st Half: 13-15 86.7% 2nd half: 8-11 72.7% Game: 21-26 80.8%

### IUPUI 71 • 1-1

#	Player	Total		3-Ptr	Rebounds			PF	TP	A	TO	Blk	Stl	Min
		FG-FGA	FG-FGA		Off	Def	Tot							
24	HALL, Evan	f	3-5	0-0	0-0	1	1	2	3	6	1	2	0	1
32	GOSS, Elyjah	f	3-7	1-3	3-4	3	7	10	1	10	1	1	2	1
05	JUSTICE, Camron	g	7-18	2-9	5-7	1	4	5	2	21	3	2	0	0
22	McCALL, D.J.	g	0-5	0-1	0-0	3	4	7	2	0	5	2	0	1
23	WEATHERFORD, Grant	g	5-5	1-1	3-4	0	1	1	5	14	4	4	0	0
00	MINNETT, Jaylen	g	2-10	1-7	2-2	0	3	3	1	7	1	2	0	0
04	HANSEN, Jack	g	1-2	1-1	0-0	0	1	1	2	3	0	1	0	0
10	ROGERS, Nick	g	1-3	1-3	6-10	0	2	2	0	9	1	2	0	2
11	KENYON, Brandon	g	0-0	0-0	0-0	0	0	0	0	0	0	0	1	0
15	ISMAIL, Ahmed	g	0-2	0-0	1-2	2	2	4	4	1	0	1	1	0
Team														
Totals			22-57	7-25	20-29	12	26	38	20	71	16	17	4	5

FG % 1st Half: 10-27 37.0% 2nd half: 12-30 40.0% Game: 22-57 38.6%  
 3FG % 1st Half: 5-13 38.5% 2nd half: 2-12 16.7% Game: 7-25 28.0%  
 FT % 1st Half: 10-14 71.4% 2nd half: 10-15 66.7% Game: 20-29 69.0%

Officials: John Floyd, Ed Phillips, Michael Kitts  
 Technical fouls: Eastern Ill.-None. IUPUI-None.  
 Attendance: 1350

Score by periods	1st	2nd	Total
Eastern Ill.	31	34	65
IUPUI	35	36	71

## GAME #3 • IUPUI 76, BOSTON COLLEGE 69 (CHESTNUT HILL MASS.)

IUPUI 76 • 2-1

#	Player	Total		3-Ptr	Rebounds			PF	TP	A	TO	Blk	Stl	Min
		FG-FGA	FG-FGA		Off	Def	Tot							
24	HALL, Evan	f	8-16	0-0	2-6	6	4	10	2	18	0	2	2	1
32	GOSS, Elyjah	f	3-5	2-2	1-1	3	7	10	3	9	0	1	0	0
05	JUSTICE, Camron	g	7-19	2-12	13-13	1	1	2	2	29	3	1	0	3
22	McCALL, D.J.	g	0-3	0-0	0-0	4	3	7	2	0	1	4	0	0
23	WEATHERFORD, Grant	g	1-4	0-1	2-3	0	3	3	4	3	2	0	0	1
00	MINNETT, Jaylen	g	1-5	1-5	0-0	0	3	3	4	3	1	0	0	1
04	HANSEN, Jack	g	2-5	1-3	0-0	1	1	2	0	5	1	0	0	0
10	ROGERS, Nick	g	2-2	2-2	0-0	0	1	1	2	8	1	1	0	1
15	ISMAIL, Ahmed	g	0-1	0-0	0-0	0	0	0	5	0	1	1	0	0
Team														
Totals			24-60	8-25	20-25	16	24	40	23	76	11	12	2	7

FG % 1st Half: 13-30 43.3% 2nd half: 11-30 36.7% Game: 24-60 40.0%  
 3FG % 1st Half: 4-13 30.8% 2nd half: 4-12 33.3% Game: 8-25 32.0%  
 FT % 1st Half: 6-6 100.0 2nd half: 14-19 73.7% Game: 20-25 80.0%

### Boston College 69 • 2-1

#	Player	Total		3-Ptr	Rebounds			PF	TP	A	TO	Blk	Stl	Min
		FG-FGA	FG-FGA		Off	Def	Tot							
21	POPOVIC, Nik	f	1-5	0-1	2-8	0	3	3	5	4	2	3	1	0
41	MITCHELL, Steffon	f	4-5	0-1	0-0	1	3	4	2	8	0	0	0	1
00	BOWMAN, Ky	g	5-12	2-7	2-2	2	7	9	2	14	1	4	1	0
05	TABBS, Wynston	g	3-10	1-3	8-9	1	4	5	2	15	1	1	0	2
25	CHATMAN, Jordan	g	5-8	4-6	6-7	0	2	2	3	20	0	2	0	1
01	HAMILTON, Jairus	g	2-4	1-3	1-3	0	2	2	2	6	3	3	0	0
04	HERRER JR., Chris	g	0-0	0-0	0-0	0	0	0	1	0	1	0	0	0
13	KRALJEVIC, Luka	g	1-2	0-0	0-0	1	1	2	2	2	3	2	0	0
Team														
Totals			21-46	8-21	19-29	5	23	28	19	69	11	15	2	4

FG % 1st Half: 15-27 55.6% 2nd half: 6-19 31.6% Game: 21-46 45.7%  
 3FG % 1st Half: 7-12 58.3% 2nd half: 1-9 11.1% Game: 8-21 38.1%  
 FT % 1st Half: 5-9 55.6% 2nd half: 14-20 70.0% Game: 19-29 65.5%

Officials: Ted Valentine, Mark Schnur, Nathan Farrell  
 Technical fouls: IUPUI-None. Boston College-None.  
 Attendance: 3244  
 2018 Fort Myers Tip-Off

Score by periods	1st	2nd	Total
IUPUI	36	40	76
Boston College	42	27	69

## GAME #4 • RICHMOND 78, IUPUI 70 (RICHMOND, VA.)

IUPUI 70 • 2-2

#	Player	Total		3-Ptr	Rebounds			PF	TP	A	TO	Blk	Stl	Min
		FG-FGA	FG-FGA		Off	Def	Tot							
24	HALL, Evan	f	5-7	0-0	3-6	2	3	5	2	13	2	3	2	0
32	GOSS, Elyjah	f	3-7	1-2	1-2	0	6	6	2	8	1	1	2	2
05	JUSTICE, Camron	g	5-11	3-7	1-2	0	1	1	5	14	2	3	0	1
22	McCALL, D.J.	g	5-6	0-0	1-2	2	4	6	4	11	1	2	0	1
23	WEATHERFORD, Grant	g	3-4	0-0	0-0	2	1	3	1	6	3	0	0	1
00	MINNETT, Jaylen	g	4-12	2-8	0-0	1	3	4	1	10	3	1	0	2
04	HANSEN, Jack	g	0-1	0-1	0-0	0	2	2	1	0	0	1	0	1
10	ROGERS, Nick	g	3-5	1-2	0-0	0	1	1	1	7	1	0	0	0
15	ISMAIL, Ahmed	g	0-1	0-0	1-2	0	2	2	2	1	0	3	0	0
Team														
Totals			28-54	7-20	7-14	8	26	34	19	70	13	15	4	8

FG % 1st Half: 12-25 48.0% 2nd half: 16-29 55.2% Game: 28-54 51.9%  
 3FG % 1st Half: 4-9 44.4% 2nd half: 3-11 27.3% Game: 7-20 35.0%  
 FT % 1st Half: 2-4 50.0% 2nd half: 5-10 50.0% Game: 7-14 50.0%

### Richmond 78 • 2-1

#	Player	Total		3-Ptr	Rebounds			PF	TP	A	TO	Blk	Stl	Min
		FG-FGA	FG-FGA		Off	Def	Tot							
33	Grant Golden	f	6-15	0-3	6-8	1	9	10	3	18	4	1	0	1
00	Jacob Gilyard	g	12-16	3-5	4-7	0	3	3	1	31	6	5	0	2
05	Nick Sherod	g	7-13	3-5	5-8	1	3	4	2	22	2	1	0	2
11	Jake Wojcik	g	0-3	0-2	4-4	0	1	1	2	4	0	1	0	2
04	Nathan Cayo	*	1-1	0-0	1-2	0	2	2	4	3	0	2	4	1
24	Noah Yates	g	0-1	0-1	0-0	0	3	3	1	0	0	1	1	2
32	Julius Johnson	g	0-1	0-1	0-0	0	0	0	0	0	0	1	0	1
Team														
Totals			26-50	6-17	20-29	4	22	26	13	78	12	12	5	11

FG % 1st Half: 12-27 44.4% 2nd half: 14-23 60.9% Game: 26-50 52.0%  
 3FG % 1st Half: 2-11 18.2% 2nd half: 4-6 66.7% Game: 6-17 35.3%  
 FT % 1st Half: 3-5 60.0% 2nd half: 17-24 70.8% Game: 20-29 69.0%

Officials: Andy Nagy, Olandis Poole, Evon Burroughs  
 Technical fouls: IUPUI-None. Richmond-None.  
 Attendance: 5015  
 Fort Myers Tip-Off

Score by periods	1st	2nd	Total
IUPUI	30	40	70
Richmond	29	49	78

## GAME #5 • IUPUI 68, ST. FRANCIS BROOKLYN 48 (NIAGARA, N.Y.)

St. Francis Brooklyn 48 • 1-3

#	Player		Total		3-Ptr	Rebounds			PF	TP	A	TO	Blk	Stl	Min
			FG-FGA	FG-FGA		FT-FTA	Off	Def							
05	Evans,Yaradyah	f	3-8	0-3	2-2	0	6	6	3	8	1	3	0	3	30
33	Celen,Deniz	f	1-2	0-0	0-0	1	3	4	2	2	0	3	0	0	11
02	Hurley,Rosel	g	3-5	0-0	0-5	1	1	2	1	6	0	0	0	0	18
10	Sanabria,Glenn	f	1-5	0-1	0-0	0	2	2	2	2	2	0	1	1	30
14	Jordan,Jalen	g	4-11	3-5	1-2	0	1	1	1	12	0	2	1	0	30
01	Krtinic,Stevan	f	0-1	0-0	0-0	0	0	0	0	0	0	0	0	0	2
04	Hawkins,Chauncey	f	1-8	0-3	4-5	1	3	4	1	6	0	3	0	0	23
13	Williams,Keon	f	2-5	1-3	0-0	0	1	1	0	5	0	1	0	1	22
20	Johnson,Cori	f	1-4	0-1	1-2	0	1	1	1	3	1	3	0	1	13
40	Beckford,Bryant	f	0-0	0-0	0-0	0	0	0	0	0	0	1	0	0	2
41	Rohlehr,Christian	f	2-4	0-0	0-0	1	1	2	3	4	0	2	3	0	15
45	Williams,Jordan	f	0-0	0-0	0-0	0	2	2	1	0	0	0	0	0	4
	Team					2	2	4				1			
	Totals		18-53	4-16	8-16	6	23	29	15	48	4	19	5	6	200